

2018 SPORT SERIES

STARCRAFT MARINE







Sadie Barrett, Fifth Generation Schrock Family Member




Sara (Schrock) Barrett, Susan (Schrock) Graff, Cinda (Schrock) McKinney



Susan (Schrock) Graff



Sara (Schrock) Barrett



From left to right: Cinda McKinney, Susan Graff, Sara Barrett, Peter Barrett

FIVE GENERATIONS OF FAMILY PRIDE GO INTO EVERY BOAT WE BUILD.

Guided by five generations of the Schrock Family and its passion for boating, Starcraft Marine has developed a loyal, experienced network of employees and dealers, so that we can deliver the industry's best service and lifetime +6 warranty. It's peace of mind that we'll be here for generations to come.

Starcraft fiberglass sportboats are all about giving you the freedom to define your experience on the water. Whether you love exhilarating cruises and water sports or spacious comfort at your favorite sand bar, there's a Starcraft to fit you — and your wallet. For over a century, the Starcraft name has been synonymous with boating innovation, and with four distinct hull contours, this year's lineup is no exception. It takes a heritage of pride and excellence to build best-in-class sportboats year after year. So from our family to yours, welcome aboard.



THE INDUSTRY'S BEST WARRANTY. PERIOD.

- Limited lifetime warranty on hull and structure
- 6-year warranty on all components, carpet, upholstery and electronics
- All parts and labor
- 100% administered by Starcraft Customer Service Department
- Transferable to second owner



THE ONLY WARRANTY WITH 250 YEARS OF HERITAGE BEHIND IT.

STEP UP TO STATE-OF-THE-ART.

A great day on the water starts and ends with a boat tailor-made to your specifications. That's why every Starcraft is built on our three pillars of a better experience: sophisticated real-world technology, luxurious comfort, and the freedom to choose virtually every aspect, from floorplans to flooring and much more.



TECHNOLOGY

Get ready to experience up-to-the-minute technology driven by our commitment to industry-leading design and meticulous construction.

MURPHY TOUCH SCREEN: Select Starcraft models are available with a Murphy touch screen control system, putting a wide range of features at your fingertips.

BIGGIE VISION CAMERA SYSTEM: Our exclusive rear camera system enhances safety by providing a view of activity behind the boat during swimming and watersports and eliminating blind spots while docking.

STARCRAFT SURF PACKAGE: The First Surfable Deckboat. It's a new day in tow sports with the first deckboat surf system. In combination with the Murphy touch screen, it features advanced GPS-based speed control, personalized settings and much more.

COLOR CHANGING LED SPEAKERS AND CUPHOLDERS: Enhance the style and mood on your boat by setting the speakers and cupholders to virtually any color on the spectrum.

New extended swim platform with the water sport-friendly ladder | Quick-read gauges for engine, air and water | GPS with handy chart plotter and compass heading | Bluetooth® Stereo with remote | Modified Dihedral Cat Hull with a deep V-hull and water-slicing side sponsons that maximize bow and stability when anchored | Controls for all interior and exterior LED accent lights



COMFORT

Everything about a Starcraft is designed for your ultimate comfort and ease. Create your own luxurious living room on the water with a floorplan and furniture selection tailor-made to your lake lifestyle.

FURNITURE: You'll enjoy premium comfort with top-of-the-line loungers, sundecks and helm seats. Specially-designed family fun seating helps kids get ready for water sports and provides a convenient lookout spot when kids jump in for a swim.

FLOORPLANS: Find the spacious floorplan configuration that accommodates your headcount and fits your lifestyle. Deeper interiors provide increased safety and comfort for the whole family.



CHOICE

Freedom of choice means more freedom out on the water. From our wide range of durable flooring options to our extensive customized packages, the adventure starts with customizing your boat just for you.

FLOORING: Choose from durable snap-in Sea Weave vinyl and gray or tan snap-in marine mat.

COLORS: From gel coat colors to interior accents, it's easy to customize a color scheme that feels like home to you. (For a complete listing of color options, see pages 32-33).

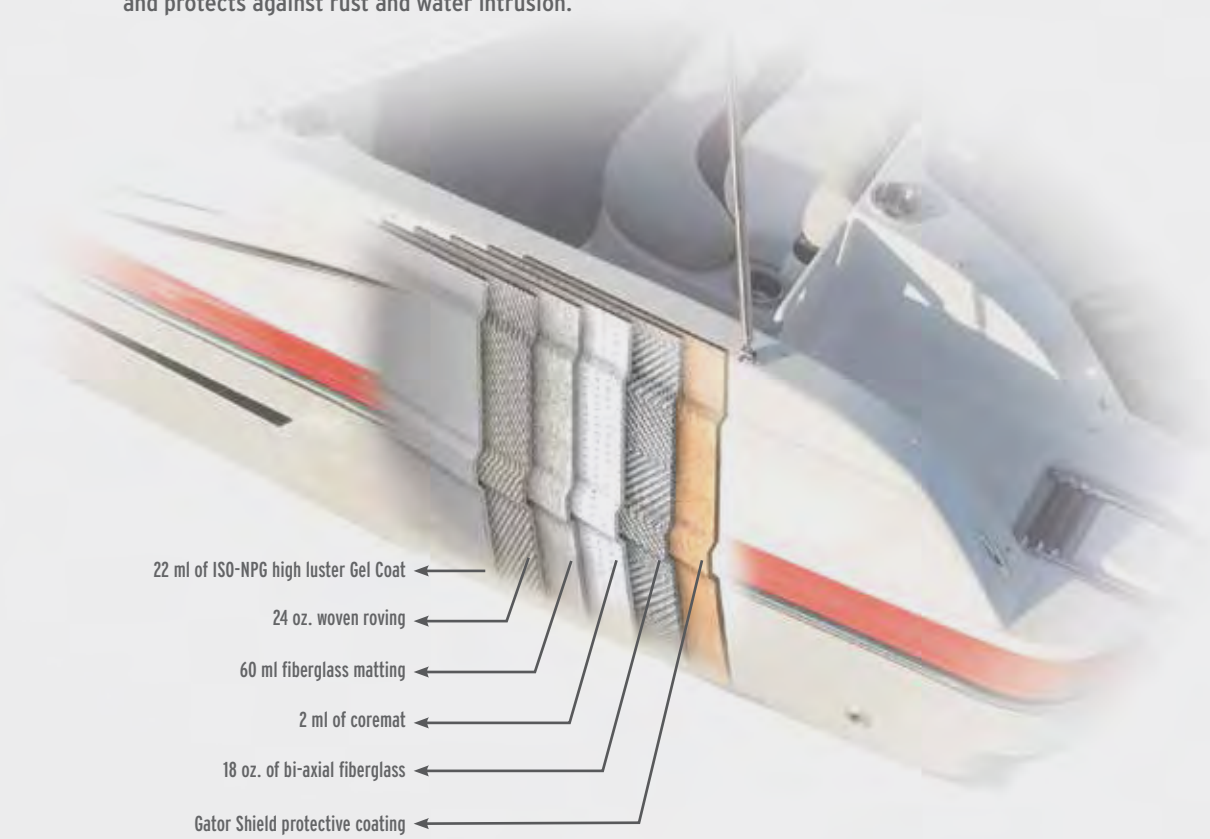
LED LIGHTING: A wide selection of standard and optional color changing LED lighting is available. From underdeck and underwater lighting to mood lighting and illuminated speakers and cupholders, visibility is always a priority.



EVERY DETAIL SETS US APART.

Starcraft fiberglass boats are constructed to the most exacting standards. Learn more about the elements that add up to industry leading quality.

- We start by applying wax to our meticulously cared for hull and deck molds.
- 22 ml of ISO-NPG high luster Gel Coat is applied followed by a Blister-Guard barrier coat to protect the appearance of your boat.
- An integrated stringer system provides unmatched strength and durability.
- Alternating layers of 24 oz. woven roving and 60 ml fiberglass matting fully encapsulate all stringers and components.
- An 8-inch overlap is made at the hull bottom to ensure the boat is the strongest where it needs to be.
- Each deck contains 2 ml of coremat and 18 oz. of bi-axial fiberglass for the best possible quality.
- Each hull is weighed for consistency and thoroughly inspected before it moves on to the assembly process.
- All unfinished surfaces are coated with Gator Shield protective coating that is anti-shock, reduces noise and protects against rust and water intrusion.





- A SPACIOUS INTERIORS:** Starcraft leads the way with innovative floorplans that maximize space inside the boat. From the roomy walk-in bow with seating for 4, to the added safety and comfort of deep interiors, to plush, generous bucket helm chairs – it's all about being able to spread out and enjoy the day.
- B DRIVER'S CONSOLE:** Luxuriously appointed helm station with ergonomically designed dash and helm seat offers plenty of room for technology options.
- C BIGGIE VISION CAMERA SYSTEM:** Our exclusive rear camera system enhances safety by providing a view of activity behind the boat during swimming and watersports and eliminating blind spots while docking.
- D 35 OZ. VINYL UPHOLSTERY:** Comfortable and strong, the upholstery features self-draining foam for lasting durability.
- E SURE STEP SAFETY PLATFORMS:** Wide, secure swim platforms, both front and aft, feature deepwater ladders for safety and convenience.
- F UNITIZED 2-PIECE HULL:** Top and hull are screwed and bonded together, creating the added strength needed to secure your lifetime hull warranty.

CHOOSE YOUR EXCITEMENT.

With four distinct hull contours, Starcraft delivers unbeatable performance that's designed to be the very best experience, no matter how you spend time on the water. Take a few moments to learn more before choosing the Starcraft model that's right for you.



STAR SURF SERIES DECKBOAT

Catch the perfect wave every time with the Starcraft Surf Series. These boats are purpose-built to deliver an unbeatable surfing experience with every run.



SCX CROSSOVER I/O CROSSOVER

The SCX Crossover I/O is engineered to excite. With jaw-dropping performance, head-turning style and impressive space, it's a thrilling way to enjoy the water.



SCX CROSSOVER OB CROSSOVER

The SCX Crossover OB is destined to impress with plush seating, sport performance, an impressive cockpit and impeccable style. From stern to bow, it has all the bells and whistles.



STAR STEP I/O DECKBOAT

Exciting performance combined with plenty of seating makes the Star Step I/O a great choice for sportboat performance when you have a bigger crowd.



MDX I/O DECKBOAT

The versatile MDX offers serious fun for everyone. A Modified Dihedral V-hull delivers a smooth and stable ride that makes for a great day on the water.



MDX OB DECKBOAT

Hot performance and cool styling make the versatile MDX OB perfect for an action-packed day on the water.



MDX CENTER CONSOLE DECKBOAT

The well-appointed MDX Center Console puts you in total command with easy access and a wide-open view.



LIMITED DECKBOAT

Whether you're dropping anchor, dropping the throttle or dropping a line in the water, the open floorplan offers something for everyone.



LIMITED RUNABOUT RUNABOUT

With thrilling acceleration, smooth handling and great styling, this speedy runabout is a water sport-lover's dream boat.



MODIFIED DIHEDRAL V-HULL virtually eliminates rough ride and rocking motion, while air injection vents provide the smoothest, driest and most stable ride in its class.



RUNABOUT REVERSE CHINE HULL pushes water down and away from the boat, providing first-class performance with impressive acceleration and cornering.



MODIFIED DIHEDRAL CAT HULL features a deep V-hull with side sponsons that slice through the water, increase stability when anchored and provide for a larger bow area.




STAR STEP HULL incorporates a cutaway design with a longer running surface that delivers faster planing, less bow rise and better performance with lower horsepower.



SURF SERIES

Catch the perfect wave every time with the Starcraft Surf Series. These boats are purpose-built to deliver an unbeatable surfing experience with every run.



SURF

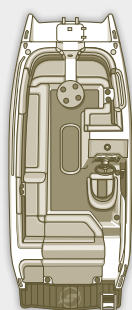


WAKE TO WAKE TRANSFER

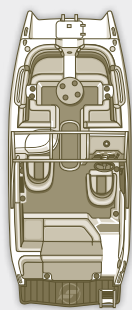
Take wake surfing to the next level with double the surfable wake and twice the fun with the push of a button.

**VOLVO
PENTA**

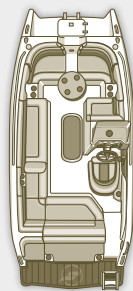
	Max. HP	Fuel Capacity (gal.)*	Length Overall	Beam	Weight (lb) (boat only)	Capacity (persons/lb)	Inside Depth	Transom Width	Transom Height (for engine)	Boat Motor and Trailer Package	Deadrise (deg. at transom)
231 SCX SURF	350	50	21' 7"	102"	3300	(13) 1850	37"	94"	-	25' 4"	17
230 SCX SURF	350	50	21' 7"	102"	3300	(13) 1850	37"	94"	-	25' 4"	17
211 SCX SURF	250	51	20' 6"	102"	2715	(12) 1700	30"	94"	-	25' 11"	13
210 SCX SURF	300	50	20' 4"	102"	2532	(12) 1700	37"	94"	-	24' 1"	17
221 STAR STEP SURF	250	51	21' 10"	102"	2940	(13) 1850	30"	94"	-	25' 11"	13
221 E STARSTEP SURF	250	51	20' 6"	102"	2715	(12) 1700	30"	94"	-	25' 11"	13
220 STARSTEP SURF	250	51	21' 10"	102"	2940	(13) 1850	30"	94"	-	25' 11"	13



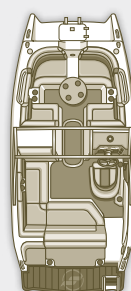
231 SCX SURF



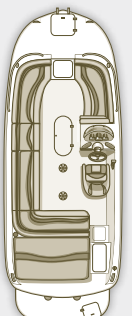
230 SCX SURF



211 SCX SURF



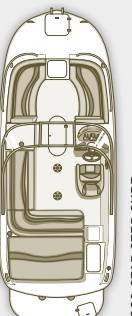
210 SCX SURF



221 STAR STEP SURF



221 E STAR STEP SURF



220 STAR STEP SURF

*Starcraft uses diurnal EPA certified tanks which may hold less than listed content by approximately 10%.

STANDARD FEATURES:

- Lifetime +6 Warranty
- Full Fiberglass Inner-liner
- Bow Platform with Boarding Ladder
- Ski Tow
- Volvo Forward Drive
- Bow Lounge Filler Cushion
- Helm Seat with Flip-up Bolster
- Fully-loaded Console with Tach, Speed, Fuel, Volt and Trim Gauges
- Kicker KMC10 AM/FM Stereo with Bluetooth® and 6" Kicker Speakers
- Lanyard Safety Switch
- Bimini Top with Storage Boot
- Stainless Steel Rub Rail
- Tilt Steering
- Docking Lights
- Removable Table
- Flip-up Bolster
- Pull-up Cleats
- Swim Platform Mat
- Simple Ballast
- GPS Zero Off Speed Control
- Adjustable Surf Tabs
- Extended Swim eVA Soft Touch Traction Mat

POPULAR OPTIONS:

- LX Package (See page 30 for details)
- Tow Package (See page 30 for details)
- Wake Tower
- Tow, Stereo & Speaker Package
- Snap-in eVA Soft Touch Traction Mat
- Snap-on Cover
- Remote Touch Pad
- Lighted Cupholders
- Underwater Lighting
- Kicker KMC20 AM/FM Stereo with Bluetooth® and 6" Kicker Speakers
- In-Dash GPS
- Plumbed Livewell
- Biggie Vision Camera System
- Trailerable Ratchet Cover
- RGB Color Changing LED Light Kit
- Murphy Touch Screen with Surf System

THE SURF IS ALWAYS UP.

Introducing a whole new wave of versatility with the Starcraft Surf series. The industry's only surfable deck boat features GPS-based Zero Off Speed Control and a full ballast system along with surf tabs that perfectly shape your wave. Experience unbelievable control and fuel efficiency with the Volvo Forward Drive and one-touch set up thanks to personalized presets. Ready to switch it up? Try wave to wave transfers to take your surfing to the next level.

EXTERIOR COLORS:



INTERIOR COLORS:




STERN BENCH SEAT



OPTIONAL MURPHY TOUCH SCREEN WITH SURF SYSTEM



FAST FILL BALLAST BAG



VOLVO PENTA FORWARD DRIVE



SCX 211 SURF

Shown with Optional Red Interior Accents and Tow Package



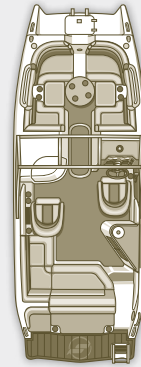
CROSSOVER I/O



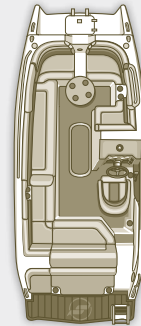
SCX Z31 I/O - Shown with Optional Electric Blue Accents, Tow Stereo & Speaker package, Snap-in eVA Soft Touch Traction Mat, Bow eVA Soft Touch Traction Mat, Extended Platform, and Extended Platform eVA Soft Touch Traction Mat.



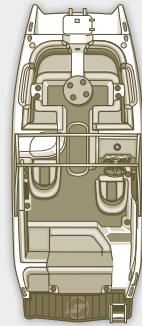
	Max. HP	Fuel Capacity (gal.)*	Length Overall	Beam	Weight (lb) (boat only)	Capacity (persons/lb)	Inside Depth	Transom Width	Transom Height (for engine)	Boat Motor and Trailer Package	Deadrise (deg. at transom)
250 SCX I/O	380	75	24' 3"	102"	3550	(13) 1850	37"	94"	-	29' 10"	17
231 SCX I/O	350	50	21' 7"	102"	3300	(13) 1850	37"	94"	-	25' 4"	17
230 SCX I/O	350	50	21' 7"	102"	3300	(13) 1850	37"	94"	-	25' 4"	17
211 SCX I/O	300	50	20' 4"	102"	2532	(12) 1700	37"	94"	-	24' 1"	17
210 SCX I/O	300	50	20' 4"	102"	2532	(12) 1700	37"	94"	-	24' 1"	17



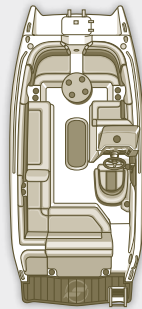
250 SCX I/O



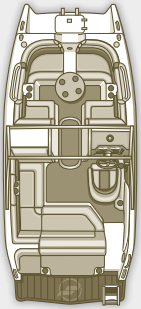
231 SCX I/O



230 SCX I/O



211 SCX I/O



210 SCX I/O

*Starcraft uses diurnal EPA certified tanks which may hold less than listed content by approximately 10%.

STANDARD FEATURES:

- Lifetime +6 Warranty
- Full Fiberglass Inner-liner
- Bow Platform with Boarding Ladder
- Ski Tow Eye
- In-Floor Storage
- Bow Lounge Filler Cushion
- Helm Seat with Flip-up Bolster
- Fully-loaded Console with Tach, Speed, Fuel, Volt and Trim Gauges
- Kicker KMC10 AM/FM Stereo with Bluetooth® and 6" Kicker Speakers
- Bimini Top with Storage Boot
- Stainless Steel Rub Rail
- Tilt Steering
- Docking Lights
- Removable Table
- Flip-up Bolster
- Pull-up Cleats
- Swim Platform eVA Soft Touch Traction Mat
- Two Rear-Facing Speakers

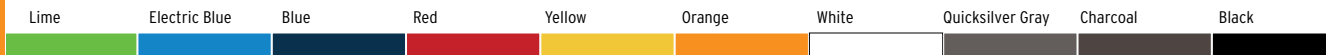
POPULAR OPTIONS:

- LX Package (See page 30 for details)
- Tow Package (See page 30 for details)
- Tow, Stereo & Speaker Package (See page 30 for details)
- Wake Tower
- Snap-in eVA Soft Touch Traction Mat
- Snap-on Cover
- Remote Touch Pad
- Lighted Cupholders
- Underwater Lighting
- Kicker KMC20 AM/FM Stereo with Bluetooth® and 6" Kicker Speakers
- In-Dash GPS
- Plumbed Livewell
- Biggie Vision Camera System
- Trailerable Ratchet Cover
- RGB Color Changing LED Light Kit
- Murphy Touch Screen
- Extended Swim Platform
- Extended Swim Platform eVA Soft Touch Traction Mat
- Bow eVA Soft Touch Traction Mat

RAISE YOUR GAME WITH HIGHER HORSEPOWER.

Looking for breathtaking performance and sleek styling in one head-turning crossover? The SCX I/O delivers up to 380 HP full-throttle power combined with the expansive comfort of a luxury deckboat. Accommodate the whole crew with an oversized swim platform, open stern with convertible family fun seat and plenty of bench seating. Let the party heat up with optional lighted cupholders and powerful Kicker KMC10 AM/FM Stereo with Bluetooth® and 6" Kicker Speakers. Keep the captain happy with a plush, premium helm seat with built-in bolster.

EXTERIOR COLORS:



INTERIOR COLORS:



CONSOLE



PREMIUM HELM SEAT WITH FLIP-UP BOLSTER



FAMILY FUN SEAT



OPTIONAL EXTENDED SWIM PLATFORM WITH EVA SOFT TOUCH TRACTION MAT



SCX 211 I/O

Shown with optional LX package, Extended Swim Platform, Extended Swim Platform eVA Soft Touch Traction Mat, & Snap-in eVA Soft Touch Traction Mat



CROSSOVER OB

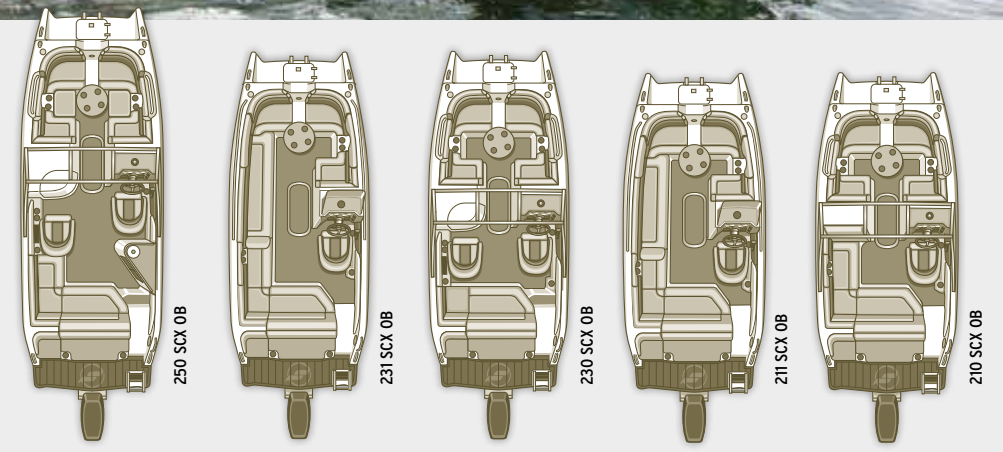


SCX 230 OB • Shown with Optional Lime Interior Accent, LX Package, Tow & Speaker Package, Extended Swim Platform, Extended Swim Platform eVA Soft-Touch Traction Mat & Ski Pylon



	Max. HP	Fuel Capacity (gal.)*	Length Overall	Beam	Weight (lb) (boat only)	Capacity (persons/lb)	Inside Depth	Transom Width	Transom Height (for engine)	Boat Motor and Trailer Package	Deadrise (deg. at transom)
250 SCX OB	300	75	26' 0"	102"	3700	(13) 1850	37"	94"	25"	29' 10"	17
231 SCX OB	250	50	22' 10"	102"	3550	(13) 1825	37"	94"	25"	25' 4"	17
230 SCX OB	250	50	22' 10"	102"	3550	(13) 1825	37"	94"	25"	25' 4"	17
211 SCX OB	250	50	21' 9"	102"	2785	(12) 1700	37"	94"	25"	25' 7"	17
210 SCX OB	250	50	21' 9"	102"	2785	(12) 1700	37"	94"	25"	25' 7"	17

*Starcraft uses diurnal EPA certified tanks which may hold less than listed content by approximately 10%.



STANDARD FEATURES:

- Lifetime +6 Warranty
- Full Fiberglass Inner-liner
- Bow Platform with Boarding Ladder
- Bow Lounge Filler Cushion
- Helm Seat with Flip-up Bolster
- Fully-loaded Console with Tach, Speed, Fuel, Volt and Trim Gauges
- Kicker KMC10 AM/FM Stereo with Bluetooth® and 6" Kicker Speakers
- Lanyard Safety Switch
- Bimini Top with Storage Boot
- Stainless Steel Rub Rail
- Tilt Steering
- Docking Lights
- Removable Table
- Flip-up Bolster
- Pull-up Cleats
- Swim Platform eVA Soft Touch Traction Mat
- Two Rear-Facing Speakers

POPULAR OPTIONS:

- LX Package (See page 30 for details)
- Tow, Stereo & Speaker Package (See page 30 for details)
- Tow Package (See page 30 for details)
- Wake Tower
- Ski Pylon
- Snap-in eVA Soft Touch Traction Mat
- Snap-on Cover
- Remote Touch Pad
- Lighted Cupholders
- Underwater Lighting
- Kicker KMC20 AM/FM Stereo with Bluetooth® and 6" Kicker Speakers
- In-Dash GPS
- Plumbed Livewell
- Biggie Vision Camera System
- Trailerable Ratchet Cover
- RGB Color Changing LED Light Kit
- Murphy Touch Screen
- Extended Swim Platform
- Extended Swim Platform eVA Soft Touch Traction Mat
- Bow eVA Soft Touch Traction Mat

POWER UP AND LET IT FLY.

Experience superior handling and effortless performance in the spacious SCX Crossover OB. The SCX Crossover OB features an extreme 300 HP outboard that gets you up on plane quickly, slices through chop and provides superb stability at rest. But power and performance aren't its only talents. Clean, aerodynamic lines and attention-grabbing graphics round out the full package. Enhance your experience with popular optional features like a wake tower, underwater lighting, GPS and satellite stereo. Designing the custom craft of your dreams is easy with the SCX Crossover OB.

EXTERIOR COLORS:



INTERIOR COLORS:



CONSOLE



HELM SEAT



FOUR-STEP TELESCOPING LADDER



GALLEY



SCX 250 OB

Shown with Optional: Extended Swim Platform, Extended Swim Platform Mat, LX Package & Snap-In Sea Weave Flooring



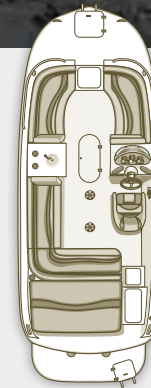
STAR STEP I/O



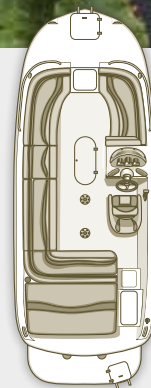
STARSTEP 221 E I/O • Shown with Optional Snap-in eVA Soft Touch Traction Mat, and Bow eVA Soft Touch Traction Mat



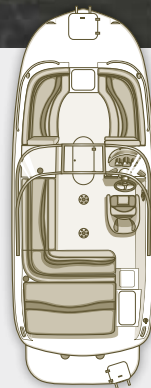
	Max. HP	Fuel Capacity (gal.)*	Length Overall	Beam	Weight (lb) (boat only)	Capacity (persons/lb)	Inside Depth	Transom Width	Transom Height (for engine)	Boat Motor and Trailer Package	Deadrise (deg. at transom)
STAR STEP 221 E I/O	250	51	21' 10"	102"	2940	(13) 1850	30"	94"	-	25' 11"	13
STAR STEP 221 I/O	250	51	21' 10"	102"	2940	(13) 1850	30"	94"	-	25' 11"	13
STAR STEP 220 I/O	250	51	21' 10"	102"	2940	(13) 1850	30"	94"	-	25' 11"	13



STAR STEP 221 E I/O



STAR STEP 221 I/O



STAR STEP 220 I/O

*Starcraft uses diurnal EPA certified tanks which may hold less than listed content by approximately 10%.

STANDARD FEATURES:

- Lifetime +6 Warranty
- Full Fiberglass Inner-liner
- Bow Platform with Boarding Ladder
- Ski Tow Eye
- Bucket Helm Seat
- Fully-loaded Console with Tach, Speed, Fuel, Volt and Trim Gauges
- Kicker KMC10 AM/FM Stereo with Bluetooth® and 6" Kicker Speakers
- Lanyard Safety Switch
- Bimini Top with Storage Boot
- Tilt Steering
- Docking Lights
- Removable Table with Screw-In Base
- Rear Family Fun Seat
- Removable 36-Quart Cooler
- Marine Grade Speakers
- Extended Swim Platform
- Extended Swim Platform eVA Soft Touch Traction Mat

POPULAR OPTIONS:

- LX Package (See page 30 for details)
- Tow, Stereo & Speaker Package (See page 30 for details)
- Fishing Package (See page 30 for details)
- Snap-in eVA Soft Touch Traction Mat
- Bow Filler Cushions
- Bow Shower
- Wake Tower
- Wake Tower Board Racks
- Wake Tower Speakers
- Anchor Kit
- Stainless Steel Rub Rail
- Snap-on Cover
- Depth Finder
- Rear Facing Speakers
- Dual Battery Switch
- Remote Touch Pad
- Biggie Vision Camera System
- RGB Color Changing LED Light Kit
- Murphy Touch Screen
- Bow eVA Soft Touch Traction Mat


THE ULTIMATE WATERSPORT EXPERIENCE.

The Star Step I/O has all of the features you need for a fun-filled day on the water. Deep bow seating, modern modular floorplan options and a large cockpit provide plenty of room to move about. Below deck, a unique stepped hull design delivers a performance advantage and the longer running surface allows for rapid planing. The plush, spacious sundeck easily adjusts to give you the choice of a full sun pad, a chaise lounge or a flip-up backrest. Three models offer you the choice of an entertainment center with a freshwater sink (221 E I/O), a full side bench (221 I/O) or a full wraparound windshield (220 I/O).

EXTERIOR COLORS:



INTERIOR COLORS:



MDX I/O

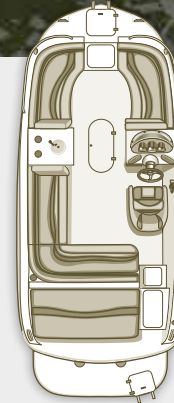


201 MDX I/O • Shown with Optional SX package, Extended Swim Platform, Extended Swim Platform eVA Soft Touch Traction Mat, Snap-in eVA Soft Touch Traction Mat, Bow eVA Soft Touch Traction Mat and Rear Facing Speakers

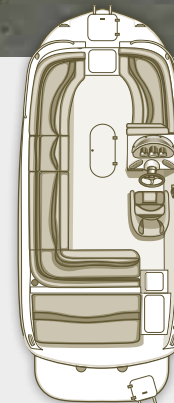


	Max. HP	Fuel Capacity (gal.)*	Length Overall	Beam	Weight (lb) (boat only)	Capacity (persons/lb)	Inside Depth	Transom Width	Transom Height (for engine)	Boat Motor and Trailer Package	Deadrise (deg. at transom)
201 MDX E I/O	250	44	20' 4"	102"	2715	(12) 1700	30"	94"	-	25' 11"	13
201 MDX I/O	250	44	20' 4"	102"	2715	(12) 1700	30"	94"	-	25' 11"	13
200 MDX I/O	250	44	20' 4"	102"	2715	(12) 1700	30"	94"	-	25' 11"	13

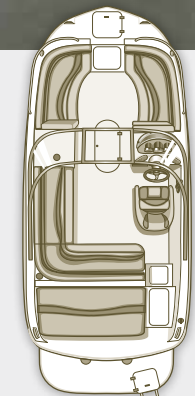
*Starcraft uses diurnal EPA certified tanks which may hold less than listed content by approximately 10%.



201 MDX E I/O



201 MDX I/O



200 MDX I/O

STANDARD FEATURES:

- Lifetime +6 Warranty
- Full Fiberglass Inner-liner
- Bow Platform with Boarding Ladder
- Ski Tow Eye
- Bucket Helm Seat
- Fully-loaded Console with Tach, Speed, Fuel, Volt and Trim Gauges
- Kicker KMC10 AM/FM Stereo with Bluetooth® and 6" Kicker Speakers
- Lanyard Safety Switch
- Bimini Top with Storage Boot
- Tilt Steering
- Docking Lights
- Removable Table with Screw-In Base
- Removable 36-Quart Cooler
- Cushioned Bow Seating Area
- Marine Grade Speakers
- Convertible Sun Deck

POPULAR OPTIONS:

- SX Package (See page 30 for details)
- Fishing Package (See page 30 for details)
- Tow, Stereo & Speaker Package (See page 30 for details)
- Bow Filler Cushions
- Bow Shower
- Wake Tower
- Wake Tower Board Racks
- Wake Tower Speakers
- Anchor Kit
- Stainless Steel Rub Rail
- Snap-on Cover
- Snap-in eVA Soft Touch Traction Mat
- Snap-in Sea Weave
- Depth Finder
- Dual Battery Switch
- Remote Touch Pad
- RGB Color Changing LED Light Kit
- Murphy Touch Screen
- Extended Swim Platform
- Extended Swim Platform eVA Soft Touch Traction Mat
- Bow eVA Soft Touch Traction Mat
- Rear Facing Speakers
- Plumbed Livewell
- Drop Down Curtain with Porta Potti®

MDX I/O: THE CROWD PLEASER.

Whether you crave high-powered watersport performance, plush comfort, or simply need room for 12 of your best friends, the MDX I/O deck boat is designed for you. The excitement starts with an impressive fully loaded console, a standard Kicker KMC10 AM/FM Stereo with Bluetooth® and 6" Kicker Speakers and a stern swim platform with boarding ladder. Add fishing or wake boarding to your days on the water along with optional packages that include premium satellite radio and stylish LED lighting.

EXTERIOR COLORS:



INTERIOR COLORS:



CONSOLE



BUCKET HELM SEAT



FRESHWATER SINK



CONVERTIBLE SUNDECK



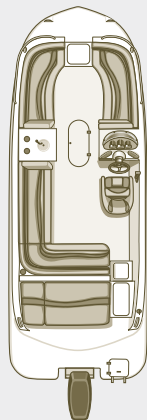
201 MDX I/O



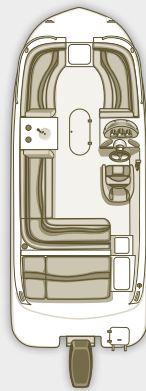
MDX OB



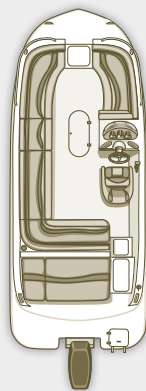
MDX 231 OB • Shown with Optional SX Package and Pull-up Ski Tow



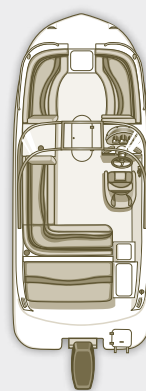
231 MDX E OB



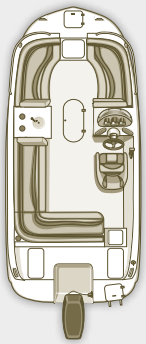
211 MDX E OB



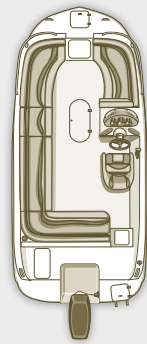
211 MDX OB



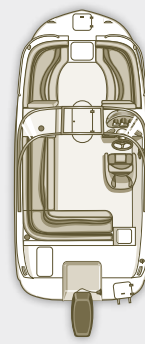
210 MDX OB



191 MDX E OB



191 MDX OB



190 MDX OB

STANDARD FEATURES:

- Lifetime +6 Warranty
- Full Fiberglass Inner-liner
- Bow Platform with Boarding Ladder
- Bucket Helm Seat
- Fully-loaded Console with Tach, Speed, Fuel, Volt and Trim Gauges
- Kicker KMC10 AM/FM Stereo with Bluetooth® and 6" Kicker Speakers
- Lanyard Safety Switch
- Bimini Top with Storage Boot
- Tilt Steering
- Docking Lights
- Removable Table with Screw-In Base
- Removable 36-Quart Cooler
- Cushioned Bow Seating Area
- Marine Grade Speakers
- Convertable Sun Deck

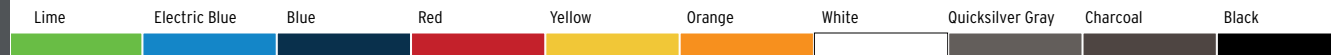
POPULAR OPTIONS:

- SX Package (See page 30 for details)
- Fishing Package (See page 30 for details)
- Tow, Stereo & Speaker Package (See page 30 for details)
- Bow Filler Cushions
- Pull-up Ski Tow
- Bow Shower
- Wake Tower
- Wake Tower Board Racks
- Wake Tower Speakers
- Anchor Kit
- Stainless Steel Rub Rail
- Snap-on Cover
- Snap-in eVA Soft Touch Traction Mat
- Snap-in Sea Weave
- Depth Finder
- Dual Battery Switch
- Remote Touch Pad
- Bow eVA Soft Touch Traction Mat
- Rear Facing Speakers
- Plumbed Livewell
- RGB Color Changing LED Light Kit
- Drop Down Curtain with Porta Potti®

THE MDX OB. MORE POWER, MORE FUN.

Specially equipped for a full range of water activities, the MDX Outboard delivers serious fun for everyone. Throw a bash at the sandbar with your favorite tunes flowing from the stereo with MP3 player and chilled refreshments packed in the 36-quart removable cooler. The Modified Dihedral V-hull with integrated interlocking stringer system delivers serious stability and rugged, water carving performance. A walk-through transom and spacious bow platform with boarding ladder allow for easy water access and all-day fun.

EXTERIOR COLORS:



INTERIOR COLORS:




CONSOLE



FRESHWATER SINK



CONVERTIBLE SUNDECK



BOW PLATFORM WITH BOARDING LADDER

	Max. HP	Fuel Capacity (gal.)*	Length Overall	Beam	Weight (lb) (boat only)	Capacity (persons/lb)	Inside Depth	Transom Width	Transom Height (for engine)	Boat Motor and Trailer Package	Deadrise (deg. at transom)
231 MDX E OB	250	45	22'7"	102"	2840	(12) 1650	32"	94"	25"	26'8"	13
211 MDX E OB	200	44	21'10"	102"	2715	(12) 1700	30"	94"	25"	25'11"	13
211 MDX OB	200	44	21'10"	102"	2715	(12) 1700	30"	94"	25"	25'11"	13
210 MDX OB	200	44	21'10"	102"	2715	(12) 1700	30"	94"	25"	25'11"	13
191 MDX E OB	200	44	19'0"	102"	2250	(10) 1400	30"	94"	20"	25'11"	13
191 MDX OB	200	44	19'0"	102"	2250	(10) 1400	30"	94"	20"	25'11"	13
190 MDX OB	200	44	19'0"	102"	2250	(10) 1400	30"	94"	20"	25'11"	13



MDX 211 OB

Shown with Optional SX Package, Snap-in eVA Soft Touch Traction Mat, and Extended Swim Platform eVA Soft Touch Traction Mat

*Starcraft uses diurnal EPA certified tanks which may hold less than listed content by approximately 10%.

MDX CENTER CONSOLE



	Max. HP	Fuel Capacity (gal.)*	Length Overall	Beam	Weight (lb) (boat only)	Capacity (persons/lb)	Inside Depth	Transom Width	Transom Height (for engine)	Boat Motor and Trailer Package	Deadrise (deg. at transom)
211 MDX CC OB	200	45	21'0"	102"	2715	(12) 1700	30"	94"	25"	25'11"	13

*Starcraft uses diurnal EPA certified tanks which may hold less than listed content by approximately 10%.



211 MDX CC OB



STANDARD FEATURES:

- Lifetime +6 Warranty
- Full Fiberglass Inner-liner
- Bow Platform with Boarding Ladder
- Walk-in Head Unit with Port Potti® (DLX Only)
- Full Fiberglass Center Console
- Kicker KMC10 AM/FM Stereo with Bluetooth® and 6" Kicker Speakers
- Lanyard Safety Switch
- Bimini Top with Storage Boot
- Baystar Hydraulic Steering
- Docking Lights
- Convertible Rear Bench Seat
- Side Rod Holders
- Rubber Rub Rail
- Cushioned Bow Area
- In-floor Storage

POPULAR OPTIONS:

- Center Console DLX Package - Console with Walk-in Head, Leaning Postwith Baitwell, Starboard Hatches, Seat Hatches with Removable Cushions
- Sea Star Hydraulic Steering
- Snap-in Sea Weave
- Snap-in eVA soft touch traction mat
- Cockpit Cover
- Trim Gauge
- Depth Finder
- Transom Remote for Stereo
- RGB Color Changing LED Lights
- Underwater Lights
- Built-in GPS/Fish Finder
- Simrad NSS7 with Total Scan Transducer
- Trolling Motor
- Anchor Kit
- Bow Shower
- Fish Seats (2)
- Stainless Steel Rubrail
- Ski Tow
- Transom Shower
- Pressurized Water System
- Stern Platform eVA soft touch traction mat
- Bow Platform eVA soft touch traction mat
- Dual Battery Switch

FISH WHERE THE FISH ARE.

From wide open bays to secret fishing spots, the MDX211 OB CC is built to deliver rock-steady stability and spirited performance. What separates this boat from the rest is the full rear platform with the integrated transom and the convertible rear seat that flips up for family fun, or down for a full casting platform. The full instrumentation center console, livewells, plus convenient in-floor storage make the MDX211 OB CC perfect for a day of angling - no matter where they're biting.

EXTERIOR COLORS:



INTERIOR COLORS:



CONSOLE



WALK-IN HEAD UNIT (DLX ONLY)



SIDE MOUNTED ROD STORAGE



BOW SEATING
(SHOWN WITH BOW PLATFORM EVA SOFT TOUCH TRACTION MAT)



MDX 211 CC OB

Shown with Optional Stainless Steel Rubrail, Bow eVA Soft Touch Traction Mat, Extended Stern Platform eVA Soft Touch Traction Mat, and RGB Color Changing LED Lights



LIMITED



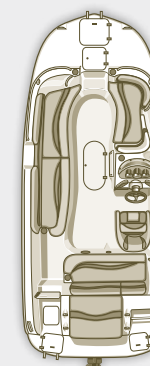
LIMITED 2000 OB • Shown with Optional All Star Graphic & SX Package



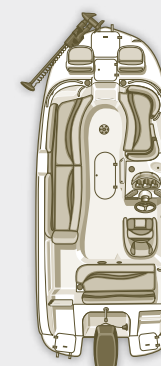
MODIFIED DIHEDRAL V-HULL

	Max. HP	Fuel Capacity (gal.)*	Length Overall	Beam	Weight (lb) (boat only)	Capacity (persons/lb)	Inside Depth	Transom Width	Transom Height (for engine)	Boat Motor and Trailer Package	Deadrise (deg. at transom)
LIMITED 2000 I/O	250	51	20' 4"	102"	2715	(12) 1700	30"	94"	-	25' 11"	13
LIMITED 2000 OB	200	51	20' 4"	102"	2715	(12) 1700	30"	94"	20"	25' 11"	13
LIMITED 1915 OB	200	51	19' 0"	102"	2250	(10) 1400	30"	94"	20"	25' 11"	13

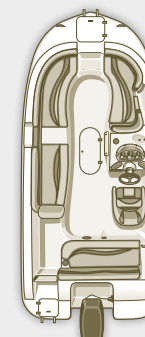
*Starcraft uses diurnal EPA certified tanks which may hold less than listed content by approximately 10%.



LIMITED 2000 I/O



LIMITED 2000 OB



LIMITED 1915 OB

STANDARD FEATURES:

- Lifetime +6 Warranty
- Full Fiberglass Inner-liner
- Bow Platform with Boarding Ladder
- Baystar Hydraulic Steering
- Bow Lounge Filler Cushion
- Bucket Helm Seat
- Fully-loaded Console with Tach, Speed, Fuel, Volt and Trim Gauges
- Kicker KMC10 AM/FM Stereo with Bluetooth® and 6" Kicker Speakers
- Lanyard Safety Switch
- Bimini Top with Storage Boot
- Rubber Rub Rail
- Tilt Steering
- Docking Lights
- Removable Table with Screw-In Base
- Cushioned Bow Area
- Fiberglass Integrated Sink with Standard Pump Faucet
- Marine Grade Speakers

POPULAR OPTIONS:

- SX Package (See page 30 for details)
- Fishing Package (See page 30 for details)
- Tow, Stereo & Speaker Package (See page 30 for details)
- Bow Filler Cushion
- Bow Shower (Limited I/O)
- Ski Tow Bar
- Wake Tower
- Wake Tower Board Racks
- Wake Tower Speakers
- Anchor Kit
- Fuel Water Separator
- Stainless Steel Rub Rail
- Snap-on Cover
- Snap-in eVA Soft Touch Traction Mat
- Snap-in Sea Weave
- Depth Finder
- Dual Battery Switch
- Remote Touch Pad
- Trim Gauge
- Extended Swim Platform
- Extended Swim Platform eVA Soft Touch Traction Mat
- Bow eVA Soft Touch Traction Mat
- Rear Facing Speakers
- Plumbed Livewell
- RGB Color Changing LED Light Kit
- Drop Down Curtain with Porta Potti®

PUTTING DECKBOAT EXCITEMENT WITHIN REACH.

Prepare for an action-packed ride at the helm of the value-minded Limited series. The exclusive Modified Dihedral V-Hull promises flawless stability, delivering a smooth ride for passenger comfort and water sport fun. The Limited I/O features an extended front deck and rear swim platform to allow for easier boarding and more seating space. The integrated stern swim platform also features a family fun seat that converts into a luxury lounge to enhance your experience. The Limited offers a wide open floorplan, large front deck, a ski tow and generous floor storage for all your sporting and fishing gear. Fishing seats, convenient rod storage and a generous livewell are an easy add with the optional fishing package.

EXTERIOR COLORS:



INTERIOR COLORS:



CONSOLE



PREMIUM HELM SEAT WITH FLIP-UP BOLSTER



IN-FLOOR STORAGE

FLIP-UP FAMILY FUN SEAT



TABLE



LIMITED 1915 OB

Shown with Optional All Star Graphic, SX Package & Snap-in Carpet



LIMITED RUNABOUT

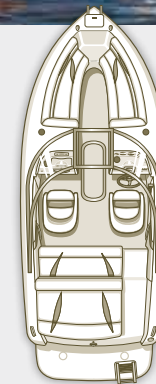


LIMITED 2321 I/O • Shown with Optional SX package, Extended Swim eVA Soft Touch Traction Mat & Bimini Top

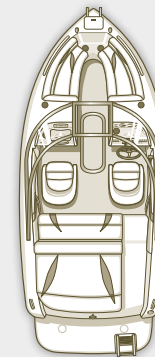


RUNABOUT REVERSE CHINE HULL

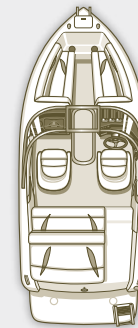
	Max. HP	Fuel Capacity (gal.)*	Length Overall	Beam	Weight (lb) (boat only)	Capacity (persons/lb)	Inside Depth	Transom Width	Transom Height (for engine)	Boat Motor and Trailer Package	Deadrise (deg. at transom)
LIMITED 2321 RE I/O	350	43	23' 3"	102"	2300	(12) 1675	32"	99"	-	25' 2"	17
LIMITED 2119 RE I/O	300	43	21' 3"	102"	2250	(10) 1400	32"	99"	-	23' 2"	17
LIMITED 1918 RE I/O	250	30	19' 9"	92"	1780	(8) 1200	33"	82"	-	22' 3"	14
LIMITED 172 OB SPORT	135	23	16' 10"	90"	1520	(8) 1150	33"	79"	20"	20' 3"	15



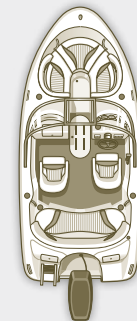
LIMITED 2321 RE I/O



LIMITED 2119 RE I/O



LIMITED 1918 RE I/O



LIMITED 172 OB SPORT

*Starcraft uses diurnal EPA certified tanks which may hold less than listed content by approximately 10%.

THIS SPEEDSTER IS ONE SWEET RIDE.

Designed to accelerate quickly and turn on a dime, the Limited Runabout puts responsiveness and peak performance at your fingertips. Water sport enthusiasts will appreciate the extended rear swim platform and telescoping bow ladder, and sun lovers will sink right into the plush contoured seats and generous lounging area in the bow. You'll take the helm in style with a fully-loaded console, premium bolstered seat and wraparound windshield. Plus, you have the freedom to rig it with a wide range of popular options and your choice of a huge selection of colors.

STANDARD FEATURES:

- Lifetime +6 Warranty
- Bow Platform with Boarding Ladder
- Ski Eye
- Bucket Helm Seat
- Fully-loaded Console with Tach, Speed, Fuel, Volt and Trim Gauges
- Kicker KMC10 AM/FM Stereo with Bluetooth® and 6" Kicker Speakers
- Lanyard Safety Switch
- Docking Lights
- Removable Table with Screw-In Base
- Marine Grade Speakers
- Rubber Rub Rail
- Reverse Chine Hull

POPULAR OPTIONS:

- SX Package (See page 30 for details)
- Tow Package (See page 30 for details)
- RGB Color Changing LED Light Kit
- Tilt Steering
- Anchor Kit
- Digital Depth Finder
- Plumbed Livewell
- Flip-up Bolster
- Bimini Top
- Extended Swim Platform eVA Soft Touch Traction Mat
- Snap-in eVA Soft Touch Traction Mat
- Snap-in Sea Weave
- Wake Tower

EXTERIOR COLORS:




INTERIOR COLORS:



CONSOLE




PREMIUM HELM SEAT



EXTENDED SWIM PLATFORM
(SHOWN WITH OPTIONAL EXTENDED SWIM PLATFORM EVA SOFT TOUCH TRACTION MAT)

FOUR-STEP TELESCOPING BOW LADDER



BOW AREA



LIMITED 1918 RE 1/0

Shown with Optional SX Package, Extended Swim Platform eVA Soft Touch Traction Mat, Wake Tower, and Vortex Graphic



AVAILABLE PACKAGES



LX

- LED Color Changing Speakers, Cupholders, Underwater Lights and Courtesy Lights
- Transom Remote Touch Pad
- Pressurized Transom Shower



SX

- LED Color Changing Speakers, Cupholders, Underwater Lights and Courtesy Lights
- Stainless Steel Rub Rail
- Flip-up Bolster



TOW PACKAGE:

- Wake Tower
- Wake Tower Bimini
- Wakeboard Holders



TOW, STEREO AND SPEAKER PACKAGE:

- Wake Tower
- Wake Tower Bimini
- Wakeboard Racks
- Wake Tower Kicker® Speakers
- Kicker® Stereo (Sirius-Ready)
- Kicker® Speakers
- Kicker® Subwoofer
- Kicker® Amplifier



FISHING PACKAGE:

- Two Fishing Seats
- Two Fishing Seat Bases
- Trolling Motor Plug/Outlet
- Bow Livewell
- Stern Rod Box (select models only)
- Stern Livewell

OPTIONS

CANVAS

- Wake Tower Bimini



- Bow Cockpit Cover



SPORT ACCESSORIES

- Ski Tow Bar



- Wakeboard Racks



- Wake Tower



INTERIOR

- Kicker® AM/FM Satellite Stereo with Bluetooth®
- Snap-in eVA Soft Touch Traction Mat
- Snap-in Sea Weave Flooring
- Color Changing LED Lighting
- Flip-Up Bolster
- Murphy Touch Screen
- Lighted Cupholders/Speaker



EXTERIOR

- EXT Bracket with Extended Platform
- Underwater Lights
- Swim Platform eVA Soft Touch Traction Mat
- Extended Swim Platform

BUILD A DECKBOAT

CHOOSE A STYLE

Our distinct hull contours deliver unbeatable performance.



SCX/Crossover



Star Step

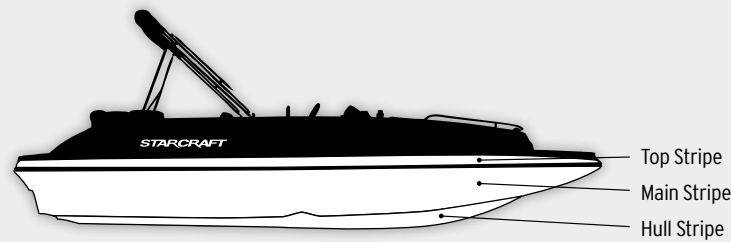
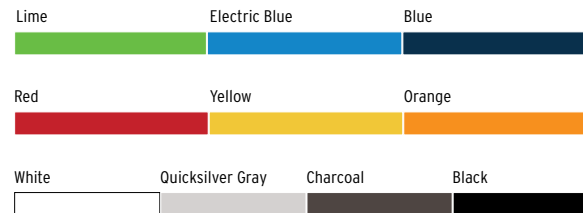


MDX



Limited Deckboat

CHOOSE EXTERIOR COLORS



CHOOSE AN EXTERIOR GRAPHIC



SCX: Splash



SCX: Bootstripe



Limited: Wave



Limited: All Star



Star Step




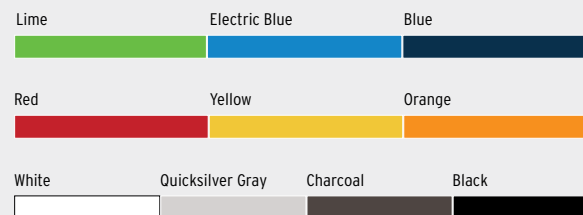
MDX

BUILD A RUNABOUT

CHOOSE A STYLE



CHOOSE EXTERIOR COLORS



CHOOSE AN EXTERIOR GRAPHIC



Bootstripe



Vortex



All Star

STEP 4:

SELECT INTERIOR COLOR



Gray



Tan

STEP 5:

SELECT WINDSHIELD FRAME



Black



Brushed Silver

STEP 6:


CHOOSE A RUB RAIL




White with
White Rubber



White with
Stainless Steel



Black with
Black Rubber



Black with
Stainless Steel

STEP 7:

SELECT WAKE TOWER*

*IF APPLICABLE



Black



Brushed Silver

STEP 4:

SELECT INTERIOR COLOR



Gray



Tan

STEP 5:

SELECT WINDSHIELD FRAME




Black




Brushed Silver

STEP 6:

CHOOSE A RUB RAIL




White with
White Rubber



White with
Stainless Steel



Black with
Black Rubber



Black with
Stainless Steel

STEP 7:

SELECT WAKE TOWER*

*IF APPLICABLE



Black



Brushed Silver

STANDARDS & OPTIONS

	231 SCX SURF	230 SCX SURF	211 SCX SURF	210 SCX SURF	221 STAR STEP SURF	221 E STARSTEP SURF	220 STAR STEP SURF	250 SCX I/O	231 SCX I/O	230 SCX I/O	211 SCX I/O	210 SCX I/O	250 SCX OB	231 SCX OB	230 SCX OB	211 SCX OB	210 SCX OB	STAR STEP 221 I/O	STAR STEP 221 E I/O	STAR STEP 220 I/O	201 MDX E I/O	201 MDX I/O	200 MDX I/O	231 MDX E OB	211 MDX E OB	211 MDX OB	210 MDX OB	191 MDX E OB	191 MDX OB	190 MDX OB	211 MDX CC OB	LIMITED 2000 I/O	LIMITED 2000 OB	LIMITED 1915 OB			
HULL CONSTRUCTION																																					
Lifetime Hull Warranty	S	S	S	S	S	S	S	S	S	S	S	S	S	S	S	S	S	S	S	S	S	S	S	S	S	S	S	S	S	S	S	S	S	S	S		
6-Year Blister Warranty	S	S	S	S	S	S	S	S	S	S	S	S	S	S	S	S	S	S	S	S	S	S	S	S	S	S	S	S	S	S	S	S	S	S	S	S	
24 Oz. Woven Roving Fiberglass with 6-Inch Overlap	S	S	S	S	S	S	S	S	S	S	S	S	S	S	S	S	S	S	S	S	S	S	S	S	S	S	S	S	S	S	S	S	S	S	S	S	
Reverse Chine Hull	S	S	S	S	S	S	S	S	S	S	S	S	S	S	S	S	S	S	S	S	S	S	S	S	S	S	S	S	S	S	S	S	S	S	S	S	
Integrated Interlocking Stringer System	S	S	S	S	S	S	S	S	S	S	S	S	S	S	S	S	S	S	S	S	S	S	S	S	S	S	S	S	S	S	S	S	S	S	S	S	
Composite Stringer and Transoms	•	•	•	•	•	•	•	•	•	•	•	•	S	S	S	S	S	•	•	•	•	•	•	S	S	S	S	S	S	S	S	S	S	S	S	S	
Full Fiberglass Liner	S	S	S	S	S	S	S	S	S	S	S	S	S	S	S	S	S	S	S	S	S	S	S	S	S	S	S	S	S	S	S	S	S	S	S	S	
Marine Grade UV Stable Upholstery Vinyl	S	S	S	S	S	S	S	S	S	S	S	S	S	S	S	S	S	S	S	S	S	S	S	S	S	S	S	S	S	S	S	S	S	S	S	S	
Stainless Steel Gunnel Rail	S	S	S	S	S	S	S	S	S	S	S	S	S	S	S	S	S	S	S	S	0	0	0	0	0	0	0	0	0	0	0	0	0	0	0	0	
Ski Tow Eye	S	S	S	S	S	S	S	S	S	S	S	S	S	S	S	S	S	S	S	S	S	S	0	0	0	0	0	0	0	0	0	0	0	0	0	0	
COCKPIT																																					
750 GPH Easy-Service Cartridge Automatic Bilge Pump	S	S	S	S	S	S	S	S	S	S	S	S	S	S	S	S	S	S	S	S	S	S	S	S	S	S	S	S	S	S	S	S	S	S	S	S	
145 CFM Engine Compartment Ventilation Blower	S	S	S	S	S	S	S	S	S	S	S	S	S	S	•	•	•	S	S	S	S	S	•	•	•	•	•	•	•	•	•	•	•	•	•	•	
Premium Helm Seat	S	S	S	S	S	S	S	S	S	S	S	S	S	S	S	S	S	S	S	S	S	S	S	S	S	S	S	S	S	S	S	S	S	S	S	S	
Flip-up Bolster	S	S	S	S	S	S	S	S	S	S	S	S	S	S	S	S	S	S	S	S	0	0	0	0	0	0	0	0	0	0	0	0	0	0	0	0	
Snap-in eVA Soft Touch Traction Mat	0	0	0	0	0	0	0	0	0	0	0	0	0	0	0	0	0	0	0	0	0	0	0	0	0	0	0	0	0	0	0	0	0	0	0	0	
Transom Walk-Through	S	S	S	S	S	S	S	S	S	S	S	S	S	S	S	S	S	S	S	S	S	S	S	S	S	S	S	S	S	S	S	S	S	S	S	S	
Mooring Cleats (Qty)	6	6	6	6	6	6	6	6	6	6	6	6	6	6	6	6	6	4	4	4	4	4	4	4	4	4	4	4	4	4	4	4	4	4	4		
In-Floor Storage	S	S	S	S	S	S	S	S	S	S	S	S	S	S	S	S	S	S	S	S	S	S	S	S	S	S	S	S	S	S	S	S	S	S	S	S	
Removable Table with Screw-In Base	S	S	S	S	S	S	S	S	S	S	S	S	S	S	S	S	S	S	S	S	S	S	S	S	S	S	S	S	S	S	S	S	S	S	S	S	
Removable Cooler (Qty in Qts)	36	36	•	•	36	•	36	36	36	36	•	•	36	36	•	•	•	36	36	36	36	36	36	36	36	36	36	36	36	36	36	36	36	36	36	36	
Drop-Down Curtain with Porta Potti®	•	•	•	•	•	0	0	0	•	•	•	•	•	•	•	•	•	0	0	0	0	0	0	•	0	0	0	0	0	0	•	0	0	0	0	0	
Lighted Head with Porta Potti® and Locking Door	•	•	•	•	•	•	S	•	S	•	•	•	S	S	•	•	•	•	•	•	•	•	•	•	•	•	•	•	•	S	•	•	•	•	•		
Rod Holders or Rod Storage	•	•	•	•	•	•	•	•	•	•	•	•	•	•	•	•	•	0	0	0	0	0	0	•	0	0	0	0	0	0	0	0	0	S	0	S	0
Removable Fishing Seat	•	•	•	•	•	•	•	0	•	•	•	•	•	•	•	•	•	0	0	0	0	0	0	•	0	0	0	0	0	0	•	0	0	0	0	0	

DASH AND CONSOLE

Tachometer	S	S	S	S	S
Speedometer	S	S	S	S	S
Fuel Gauge	S	S	S	S	S
Volt Gauge	S	S	S	S	S
Temperature Gauge	S	S	S	S	S
Trim Gauge	S	S	S	S	S
In-Dash GPS	0	0	0	0	0
AM/FM Stereo with Auxiliary Port	S	S	S	S	S
Marine Grade Speakers (Qty)	6	6	6	6	4
Digital Depth Finder	0	0	0	0	0
Murphy Touch Screen	0	0	0	0	•
ELECTRICAL					
Power Point	S	S	S	S	S
Courtesy Lights	S	S	S	S	S
Docking Lights	S	S	S	S	S
Remote Touch Pad Control for Stereo at Stern	0	0	0	0	0
Dual Battery Switch	0	0	0	0	0
LED Color Changing Speakers, Cupholders, Underwater Lights and Courtesy Lights	0	0	0	0	0
STEERING					
Tilt Steering	S	S	S	S	S
Tilt Hydraulic Steering	•	•	•	•	•
CANVAS					
Bimini Top and Storage Boot	S	S	S	S	S
Cockpit Cover	0	0	0	0	0
Bow Tonneau Cover	0	0	0	•	0
Canvas Enclosure: Visor, Sides and Aft Curtain	0	0	0	0	0
MISCELLANEOUS					
Wake Tower	0	0	0	0	0
Baitwell, 1 Fish Seat, Rod Storage	•	•	•	•	•
Baitwell, 2 Fish Seats, Rod Storage	•	•	•	•	•
eVA Soft Touch Traction Mat	S	S	S	S	S
Ski Tow	•	•	•	•	•
Wakeboard Racks	0	0	0	0	0
Ext. Bracket with Ext. Platform	S	S	S	S	S

S = STANDARD 0 = OPTION • = NOT AVAILABLE ON THIS MODEL

221 E STARSTEP SURF	220 STAR STEP SURF	250 SCX I/O	231 SCX I/O	230 SCX I/O	211 SCX I/O	210 SCX I/O	250 SCX OB	231 SCX OB	230 SCX OB	211 SCX OB	210 SCX OB	STAR STEP 221 I/O	STAR STEP 221 E I/O	STAR STEP 220 I/O	201 MDX E I/O	201 MDX I/O	200 MDX I/O	231 MDX E OB	211 MDX E OB	211 MDX OB	210 MDX OB	191 MDX E OB	191 MDX OB	190 MDX OB	211 MDX CC OB	LIMITED 2000 I/O	LIMITED 2000 OB	LIMITED 1915 OB			
S	S	S	S	S	S	S	S	S	S	S	S	S	S	S	S	S	S	S	S	S	S	S	S	S	S	S	S	S	S		
S	S	S	S	S	S	S	S	S	S	S	S	S	S	S	S	S	S	S	S	S	S	S	S	S	S	S	S	S	S	S	
S	S	S	S	S	S	S	S	S	S	S	S	S	S	S	S	S	S	S	S	S	S	S	S	S	S	S	S	S	S	S	
S	S	S	S	S	S	S	S	S	S	S	S	S	S	S	S	S	S	S	S	S	S	S	S	S	S	S	S	S	S	S	
S	S	.	.	.	S	S	S	S	S	S	S	S	S	S	S	.	.	.		
S	S	.	.	.	S	S	S	S	S	S	S	S	S	S	.	.	.	0	0	0	0	0	0	0	0	0	S	0	0		
0	0	0	0	0	0	0	0	0	0	0	0	.	.	0	0	0	0	0	0	0	0	0	0	0			
S	S	S	S	S	S	S	S	S	S	S	S	S	S	S	S	S	S	S	S	S	S	S	S	S	S	S	S	S	S	S	
4	4	6	6	6	4	4	4	4	4	4	4	4	4	4	4	4	4	4	4	4	4	4	4	4	4	2	2	2	2		
S	S	S	S	S	S	S	S	S	S	S	S	0	0	0	0	0	0	0	0	0	0	0	0	0	0	0	0	0	0	0	
.	.	0	0	0	0	0	0	0	0	0	0		
S	S	S	S	S	S	S	S	S	S	S	S	S	S	S	S	S	S	S	S	S	S	S	S	S	S	S	S	S	S	S	
S	S	S	S	S	S	S	S	S	S	S	S	S	S	S	S	S	S	S	S	S	S	S	S	S	S	S	S	S	S	S	
S	S	S	S	S	S	S	S	S	S	S	S	S	S	S	S	S	S	S	S	S	S	S	S	S	S	S	S	S	S	S	
0	0	0	0	0	0	0	0	0	0	0	0	0	0	0	0	0	0	0	0	0	0	0	0	0	0	0	0	0	0	0	
0	0	0	0	0	0	0	0	0	0	0	0	0	0	0	0	0	0	0	0	0	0	0	0	0	0	0	0	0	0	0	
0	0	0	0	0	0	0	0	0	0	0	0	0	0	0	0	0	0	0	0	0	0	0	0	0	0	0	0	0	0	0	
S	S	S	S	S	S	S	S	S	S	S	S	S	S	S	S	S	S	S	S	S	S	S	S	S	0	0	0	0	S	S	
.	S	S	S	S	S	S	S	S	S	S	S	S	S	S	.	S	S	S		
S	S	S	S	S	S	S	S	S	S	S	S	S	S	S	S	S	S	S	S	S	S	S	S	S	S	S	S	S	S	S	
0	0	0	0	0	0	0	0	0	0	0	0	0	0	0	0	0	0	0	0	0	0	0	0	0	0	0	0	0	0	0	
0	0	0	0	0	.	0	0	0	0	.	0	.	.	0	.	.	0	.	.	0	.	.	0	
0	.	0	0	0	.	0	0	0	0	.	0	
0	0	0	0	0	0	0	0	0	0	0	0	0	0	0	0	0	0	0	0	0	0	0	0	0	0	0	0	0	0	0	
.	0
.	0	0	0	0	0	0	0	0	0	0	0	0	0	0	0	0	0	0	.	
S	S	S	S	S	S	S	S	S	S	S	S	S	S	S	S	S	S	S	S	S	S	S	S	S	0	0	0	0	0	0	
.	.	0	0	0	0	0	0	0	0	0	0	0	0	0	0	0	0	0	0	0	0	0	0	0	0	0	0	0	0	0	
0	0	0	0	0	0	0	0	0	0	0	0	0	0	0	0	0	0	0	0	0	0	0	0	0	0	0	0	0	0	0	
0	0	0	0	0	0	0	0	0	0	0	0	0	0	0	0	0	0	0	0	0	0	0	0	0	0	0	0	0	0	0	
S	S	0	0	0	0	

HULL CONSTRUCTION

	LIMITED 2321 RE I/O	LIMITED 2119 IRE I/O	LIMITED 1918 RE I/O	LIMITED 172 OB SPORT
Lifetime Hull Warranty	S	S	S	S
6-Year Blister Warranty	S	S	S	S
24 oz. Woven Roving Fiberglass with 6-Inch Overlap	S	S	S	S
Reverse Chine Hull	S	S	S	S
Integrated Interlocking Stringer System	S	S	S	S
Full Fiberglass Liner	S	S	S	.
Marine Grade UV Stable Upholstery Vinyl	S	S	S	S
Stainless Steel Gunnel Rail	0	0	0	0
Ski Tow Eye	S	S	S	0

COCKPIT

145 CFM Engine Compartment Ventilation Blower	S	S	S	.
Premium Helm Seat	S	S	S	S
Flip-up Bolster	S	S	0	0
Removable Snap-in Carpet	0	0	0	.
Transom Walk-Through	S	S	S	.
Mooring Cleats (Qty)	4	4	4	4
In-Floor Storage	S	S	S	S
Removable Table with Screw-In Base	S	S	S	S

DASH AND CONSOLE

Tachometer	S	S	S	S
Speedometer	S	S	S	S
Fuel Gauge	S	S	S	S
Volt Gauge	S	S	S	S
Temperature Gauge	S	S	S	.
Trim Gauge	S	S	S	0
AM/FM Stereo with Auxiliary Port	S	S	S	S
Marine Grade Speakers (Qty)	4	4	4	2
Digital Depth Finder	0	0	0	0
Murphy Touch Screen

ELECTRICAL

Power Point	S	S	S	.
Courtesy Lights	S	S	S	.
Remote Touch Pad Control for Stereo at Stern	0	0	0	0
Dual Battery Switch	.	.	.	0
Lighted Cupholders/Speaker	0	0	0	0
Underwater Lights	0	0	0	0

STEERING

Tilt Steering	0	0	0	0
---------------	---	---	---	---

CANVAS

Bimini Top and Storage Boot	0	0	0	0
Cockpit Cover	0	0	0	0
Bow Tonneau Cover	0	0	0	0
Canvas Enclosure: Visor, Sides and Aft Curtain	0	0	0	0

MISCELLANEOUS

Wake Tower	0	0	0	0
Livewell, 1 Fish Seat, Rod Storage	.	.	.	0
Extended Platform Boarding Pad	0	0	0	0
Ski Tow	.	.	.	0
Wakeboard Racks	0	0	0	0
Ext. Bracket with Ext. Platform

AUTHORIZED STARCRAFT DEALER:

**FOR THE LATEST NEWS, MODEL UPDATES AND OTHER INFORMATION, PLEASE VISIT STARCRAFTMARINE.COM.
TO TALK TO THE DEALER NEAREST YOU, DIAL **1-866-772-4538**.**

Connects directly to dealer. Please call during business hours.

STARCRAFT PROUDLY OFFERS:



In the interest of continually developing the finest products possible, Starcraft reserves the right to change products and specifications without notice. All representations in this catalog are believed to be correct at the time of publication. Some optional equipment may be shown in some photographs. Some models may not be available outside the United States.

Overheads are not drawn to scale.

© 2017 Starcraft Marine Printed in U.S.A. 12/17



STARCRAFT MARINE | P.O. BOX 65 | 68143 CLUNETTE STREET | NEW PARIS, IN 46553

FIND US ON:

