

STARCRAFT
MARINE

FISHING | 2016



THE INDUSTRY'S BEST WARRANTY. PERIOD.

- Limited lifetime warranty on hull and structure
- 6-year warranty on all components, carpet, upholstery and electronics
- All parts and labor
- 100% administered by Starcraft Customer Service Department
- Transferable to second owner



THE ONLY WARRANTY WITH 250 YEARS OF HERITAGE BEHIND IT.



BORN TO FISH. BUILT FOR WINNERS.

For 110+ years, the name Starcraft has stood for quality and innovation in fishing boats. We've earned our reputation through hull designs that deliver jaw-dropping performance and a smoother, drier ride — and through industry-leading construction and high-grade materials. It's this attention to detail that turns the heads of professional anglers across North America, and we are proud to build boats that help them succeed. Most importantly, we take that knowledge and apply it to great models that fit every budget. Whether you're looking for a fully-loaded tournament-ready craft or a rugged, reliable utility, you can be sure you're getting a boat that reflects our proud heritage. Because if you were born to fish, there's a Starcraft for you.

GUIDED BY FOUR GENERATIONS OF THE SCHROCK FAMILY AND ITS PASSION FOR BOATING, STARCRAFT MARINE HAS DEVELOPED A LOYAL, EXPERIENCED NETWORK OF EMPLOYEES AND DEALERS, SO THAT WE CAN DELIVER THE INDUSTRY'S BEST SERVICE AND LIFETIME +6 WARRANTY. IT'S PEACE OF MIND THAT WE'LL BE HERE FOR GENERATIONS TO COME.

Caleb Barrett, Fifth Generation
Schrock Family Member



Cinda (Schrock)
McKinney

Susan (Schrock) Graff



Sara (Schrock) Barrett, Susan (Schrock) Graff
Cinda (Schrock) McKinney

THE STARCRAFT DIFFERENCE.

With our long heritage on the water, we know firsthand what goes into a better fishing experience. You can count on Starcraft to maximize the things that matter most — giving you best-in-class boats to fit every budget.



HEAVY GAUGE ALUMINUM is de-coiled into flat sheets that are ready to be cut, bent and molded for production.



CNC ROUTED parts are cut out on a CNC router to the exact dimensions to fit perfectly into every boat.



ONE-PIECE ALUMINUM BOTTOM is folded and molded to the greatest intrinsic shape.



RIVETED for superior strength, allowing the flexing needed for a smooth, dry ride.



5052 H34 Marine grade 100-gauge aluminum resists dents, dings and corrosion for years of reliability.



THROUGH BOLTED TRANSOM BRACES are bolted through the transom to allow for the high horsepower engines.



POWER-TRAC HULL® combines longitudinal, machine-formed ribs with Starcraft's exclusive Torsion Beam Construction (TBC) stringer system that flexes with the waves instead of against them, providing greater strength and a smoother ride.



7-LAYER PLYWOOD FLOORS injected with urethane foam deliver maximum buoyancy, and all carpet and vinyl is installed with spray adhesive to avoid any loose fitting materials.



FULL PAINTED HULLS are first primed before painted and twice baked to provide showroom looks for years to come.



ALL DECALS are installed by hand, giving the boat a finished look that is unmatched.





EXCLUSIVE PERFORMANCE OF THE POWER-TRAC HULL®

A smoother ride at higher speeds depends on a better hull design. Starcraft Power-Trac Hull features a greater angle of deadrise that works in combination with the exclusive Torsion Beam Construction (TBC) stringer system to deliver game-changing performance. Longitudinal machine-formed ribs flex with the chop to minimize pounding even in rough water.



SOFT & SMOOTH RE-ENTRY: When it comes to rough water, a great ride depends on the re-entry of a boat. Starcraft's exclusive Power-Trac Hull and aggressive deadrise at transom in combination account for one of the softest rides in rough water.



STATE-OF-THE-ART LIVEWELLS: CONVENIENT, RELIABLE

You can count on Starcraft for large-capacity state-of-the-art aerated livewells to hold your catch and keep it fresh all day. Select models feature an aerated, timed and recirculating livewell with an integrated baitwell and oxygenator.



FRESHCATCH LIVEWELL:

Our aerated livewells are timed for convenience and feature a PowerStream nozzle, a single bilge and black thru-hulls.

FRESHCATCH PRO LIVEWELL: Our pro livewells are aerated and timed and feature a recirculating pump to move more water and oxygen into the tanks to keep fish active. Highlights include a PowerStream aerator, black thru-hulls and PowerStream nozzle.



You can count on Starcraft fishing boats to be backed by the industry's best warranty. The exclusive Lifetime +6 warranty provides a limited lifetime warranty on the hull and structure and a 6-year warranty on all components, including carpet, upholstery and electronics. The warranty covers all parts and labor and is transferable to a second owner.



BOW PLATFORMS

Starcraft fishing boats feature wide beams and large, open casting platforms. Flush in-floor storage and livewells give you unobstructed space for maneuvering. And the enhanced interior depths of our deep-V hulls provide added safety in rough conditions.



CONSOLES

Starcraft deluxe consoles are sleek and contemporary with sports car styling and ergonomic comfort at the helm. Select models feature a full array of fog-free gauges, hydraulic steering, lighted rocker switches, and space to conveniently mount a sonar unit.



ROD STORAGE

Our rod storage spaces are designed to give you the ability to take and easily access all your favorite gear. Select models feature lockable bow in-floor center storage that safely stows up to 8 rods.

TEAM STARCRAFT

Starcraft is proud to sponsor some of the most successful professionals competing at the national and local levels throughout North America, with numerous World Championships and Team of the Year titles to their credit. Starcraft fishing boats, like the STX Series, are developed with the team's feedback, as they push our boats to the limit. You can count on that same performance and reliability in your Starcraft — to help you fish like a pro.

PRO TEAM



- | | |
|---|--|
| 1 Bob Angello
Nashville, TN | 18 Nathan Seiferlein
Chesterfield, MI |
| 2 Jeff Boutin
Mequon, WI | 19 Jeff Seyka
Milford, MI |
| 3 Mark Broderick
Blaine, MN | 20 Darrell Wood
Sandusky, OH |
| 4 Ed Clements
Bay City, MI | 21 Greg Yarbrough, Team Captain
Port Clinton, OH |
| 5 Kurt Doller
Sandusky, OH | 22 Gary Zart
Parma, OH |
| 6 Leon Dykas
Torrington, CT | 23 Nicholas Zart
Parma, OH |
| 7 Roger George
Fresno, CA | 24 Chad Thompson
Maple, WI
Pasha Lake, Ontario, Canada |
| 8 Joe Giuliani
Sault Ste Marie, Ontario, Canada | 25 Chad Yohe
Zahl, ND |
| 9 Greg Gorsuch
Sault Ste Marie, MI | 26 Anna Yohe
Zahl, ND |
| 10 Conrad Grubbs
Roulette, PA | 27 Luke Wassegijg
Wikwemikong, Manitoulin Island,
Ontario, Canada |
| 11 Brian Holmer
Thief River Falls, MN | 28 Ron Winter
Essex Junction, VT |
| 12 Randy Kisley
Mount Pleasant, WI | 29 Dan VanMassenhove
Alpena, MI |
| 13 Jeffrey Manz
Vanderbilt, MI | 30 Bill Murray
Brighton, MI |
| 14 Larry Rhoads II
Oregonia, OH | 31 Mark Carr
Perrysville, OH |
| 15 Mark Romanack
Tustin, MI | 32 Zak Jobs
Barberton, OH |
| 16 Ryan Sagady
Bay City, MI | 33 Tim "The Barbarian"
Boetsch
Sunbury, PA |
| 17 Ryan Buddie
North Ridgeville, OH | |

Keep up with Starcraft professionals at starcraftmarine.com and view tournament leader boards and team bios. You can also find tips from the pros for a variety of fish species and fishing styles.

STARCRAFT FISHING SERIES



8
FISHMASTER
ALUMINUM

With a wide beam, deep interior, large fuel capacity, high maximum horsepower and superior control in rough conditions, the Fishmaster lets you catch the spirit of the open water.



10
SUPERFISHERMAN
ALUMINUM

The Superfisherman has the storage and specs every serious fisherman wants, with the seating and features that every family needs. It's a great catch, without compromising.



12
TITAN
ALUMINUM

With Titan, you now have a budget-friendly option for pro-style fishing. It dazzles the competition with its roomy layout, stylish console, serious features and optional premium packages.



14
STX
FIBERGLASS/ALUMINUM

The STX was built for passionate anglers, with a roomy floor plan and tournament-ready features that help you fish like a pro.



16
STARFISH
ALUMINUM

The Starfish has the features and versatility to accommodate any angler, with the enduring quality that ensures enjoyment for generations to come.



18
RENEGADE
ALUMINUM

Dedicated to the pre-dawn adventures of the die-hard outdoorsman, Renegade offers rugged reliability, flexible layouts and the amenities you need to stow your gear and store your catch.



20
STEALTH
ALUMINUM

When you're ready to fish from the legendary quality of a Starcraft, Stealth is your best value for a great experience. Choose your spot, pick your weapon and head out with confidence.



22
SELECT
ALUMINUM

In a Select, you'll know that your dollar was well spent – just like your day on the water. It's everything you need to do what you love.

FISHMASTER

A DEEPER V BECAUSE BIGGER WATER = BIGGER FISH.

Built to tame the open water, the Fishmaster comes armed from bow to stern with the greatest in fishing features. Take the whole crew along with four premium fishing seats, a 52-gallon fuel tank for extended fishing trips and a 41-gallon livewell for the big catch. Make plenty of room to reel one in from the stern by removing the jump seat to allow access to the entire back of the boat. With its wide-beam, deep interior and a deep-V, you'll slice through even the toughest waves in total confidence.

COLORS:



STANDARD FEATURES:


- Lifetime +6 Warranty
- 7-Ply Pressure Treated Floor/Deck
- Rivermaster Seat with Slider
- In-Floor Storage
- Mounted 60" and 24" Burt's Custom Tackle Rod Tracks
- Full-Length Splash Pan
- Convertible Rear Seating
- Center Bow 41-Gallon Livewell
- Full Vinyl Cockpit and Casting Platform for Easy Cleanup and Durability

- Fisherman's Top
- Wraparound Windshield
- 4 Premium Wood-Free Fishing Seats
- Hydraulic Steering
- Power-Trac Hull
- AM/FM Stereo with Bluetooth®

POPULAR OPTIONS:

- Sonar Unit
- 12/24 Volt Trolling Motor
- Battery Charger
- Additional Premium Fishing Seat
- High-Back Helm Chair

- Fuel/Water Separator
- Kicker Engine Pre Rig
- Snap-On Cover
- Full Enclosure (Side, Walk-Through, Aft and Bow Curtains)
- Snap-In Carpet
- Depth Gauge
- Passenger Captain's Chair
- Infinity PRV350 Stereo (Sirius Ready)
- Trailerable Ratchet Cover



A CONSOLE: A true fisherman's friend, with easy-to-read lighted gauges, rocker switches, AM/FM J-Port, 12-volt power point and ample room for 9" display sonar unit.

B BOW FRESHCATCH LIVEWELL: Our aerated livewells are timed for convenience and feature a PowerStream nozzle, a single bilge and black thru-hulls.

C REMOVABLE JUMP SEAT: The removable jump seat can be easily removed for better access to the water.

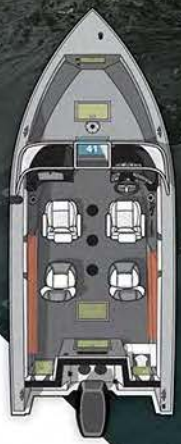
D RIVERMASTER SEAT: Provides excellent lower lumbar support and features retractable armrests for maximum comfort at the helm.

	Max. HP	Fuel Capacity (gal.)	Length Overall	Beam	Weight (lb) (boat only)	Capacity (persons/lb)	Interior Depth	Seats	Depth	Transom Height (engine)	Bottom Gauge	Side Gauge	Deadrise (deg. at transom)
FISHMASTER 210	250	52	20' 10"	101"	1598	(10) 1341	31"	4	51"	XLS	.125"	.080"	15°
FISHMASTER 196	200	52	19' 9"	100"	1430	(9) 1350	31"	4	49"	XLS	.125"	.080"	19°



FISHMASTER

FISHMASTER 196
shown with optional equipment, including
Trolling Motor and Sonar Unit



FISHMASTER 210



FISHMASTER 196



SUPERFISHERMAN

THE DO-IT-ALL BOAT THAT DOES IT BETTER.

The Superfisherman brings together the sport of fishing with thrilling water sports and endless family fun as the best in all-inclusive watercrafts. It features a flexible, convertible bow design that easily converts from walk-through to a full platform. Enjoy in-floor storage for up to six rods along with aerated livewells to keep your catch fresh. Options such as a ski pylon, the Power Package and Sea Star Hydraulic Steering allow you to enhance the versatility and enjoy great water sport performance.

COLORS:



STANDARD FEATURES:

- Lifetime +6 Warranty
- 7-Ply Pressure Treated Floor/Deck
- Slider on Helm Chair
- In-Floor Storage
- Fuel, Speed, Tach, Volt Gauges and AM/FM Stereo with Bluetooth®
- Courtesy Lights
- Power Point
- 3 Premium Wood-Free Pro Fishing Seats
- Hydraulic Steering (186)
- Power-Trac Hull

POPULAR OPTIONS:

- Sonar Unit
- Trolling Motor
- Battery Charger
- Swim Platform
- Additional Fishing Seat
- Outboard Motor Support
- Bow Cushion Set
- Ski Pylon
- Snap-On Cover
- Bimini Top with Visor
- Full Enclosure

- Snap-In Carpet
- Depth Gauge
- Sea Star Hydraulic Steering (176)
- Fuel/Water Separator
- Mounted 60" Burt's Custom Tackle Rod Tracks
- 2-Step Boarding Ladder
- Trailerable Ratchet Cover
- All Weather Package*
- Power Package*

* See page 25 for info



SUPERFISHERMAN 186
shown with optional mounted 60" Burt's Custom Tackle Rod Tracks



A CONSOLE: Easy-to-read lighted gauges, rocker switches, AM/FM J-Port, 12-volt power point and ample room for for 9" display sonar unit.

B CONVERTIBLE BOW: The flexible bow design easily converts from a walk-through to a full platform, to suit all your water sports needs.

C PREMIUM WOOD-FREE PRO FISHING SEAT: With a removable, wood-free swivel seat, you'll enjoy a comfortable day on the water for years to come.

D STERN FRESHCATCH LIVEWELL: Our aerated livewells are timed for convenience and feature a PowerStream nozzle, a single bilge and black thru-hulls.

E ROD STORAGE: Stow up to six rods safely and conveniently with easily accessible in-floor storage.

	Max. HP	Fuel Capacity (gal.)	Length Overall	Beam	Weight (lb) (boat only)	Capacity (persons/lb)	Interior Depth	Seats	Depth	Transom Height (engine)	Bottom Gauge	Side Gauge	Deadrise (deg. at transom)
SUPERFISHERMAN 186	200	32	18' 7"	100"	1333	(9) 1215	29"	3	49"	XLS	.100"	.080"	19°
SUPERFISHERMAN 176	150	32	17' 8"	100"	1248	(8) 1075	29"	3	49"	XLS	.100"	.080"	19°

SUPER-FISHERMAN



SUPERFISHERMAN 186
shown with optional mounted 60"
Burl's Custom Tackle Rod Tracks



SUPERFISHERMAN 186



SUPERFISHERMAN 176



TITAN

YOUR COMPETITIVE EDGE AT A GREAT VALUE.

Take the wheel of the value-packed Titan behind a stylish console with lighted gauges, rocker switches and stereo with MP3 port. With its pro capacity 18-gallon bow and 25-gallon stern extra large aerated livewells including bait bucket, this serious fishing boat is fully prepared for the big catch. It also features in-floor lockable rod storage and a stern casting platform that easily converts to rear flip-up seats.

COLORS:



STANDARD FEATURES:

- Lifetime +6 Warranty
- 7-Ply Pressure Treated Floor/Deck
- Slider on Helm Chair
- In-Floor Storage
- Convertible Rear Seating
- Full Vinyl Cockpit and Casting Platform for Easy Cleanup and Durability
- Wraparound Windshield
- 3 Premium Wood-Free Fishing Seats
- Hydraulic Steering
- Power-Trac Hull
- Aerated Bow Baitwell

POPULAR OPTIONS:

- Sonar Unit
- 12/24 Volt Trolling Motor
- Battery Charger
- Additional Seat
- Stainless Steel 2-Step Boarding Ladder
- Bow Cushion Set
- Ski Pylon
- Fuel/Water Separator
- Upgraded Helm Chair
- Snap-On Cover
- Trailerable Ratchet Cover
- Fisherman's Top
- Full Enclosure with Bow Cover (Side, Aft, Drop, Walk-Thru Curtains)
- Snap-In Cover
- Infinity PRV350 Stereo (Sirius Ready)
- Depth Gauge
- Power Package
- All Weather Package
- Mounted 60" and 24" Burt's Custom Tackle Rod Tracks



TITAN 186



A CONSOLE: Throttle up in full control at the impressive console, featuring chrome-accented gauges, lighted rocker switches, a spoked wheel and space for a 9" sonar unit.

B PREMIUM PRO FISHING SEAT: Starcraft fishing seats feature state-of-the-art ergonomic comfort and styling in a space-saving design.

C ROD STORAGE: Safely stow your rods in the spacious lockable in-floor storage.

D CONVERTIBLE REAR SEATING: Simply flip up the rear deck to provide additional seating when you need it.

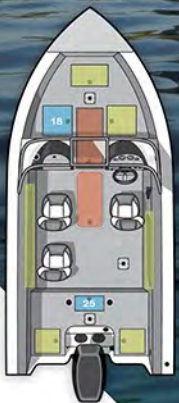
E IN-FLOOR STORAGE: Titan offers plenty of lockable rod storage, including this in-floor space that easily converts to a ski locker.

	Max. HP	Fuel Capacity (gal.)	Length Overall	Beam	Weight (lb) (boat only)	Capacity (persons/lb)	Interior Depth	Seats	Depth	Transom Height (engine)	Bottom Gauge	Side Gauge	Deadrise (deg. at transom)
TITAN 186	200	27	18' 6"	99	1450	(8) 1750	28"	3	35"	25	.125"	.080"	17°



TITAN

TITAN 186
shown with optional equipment, including Trolling
Motor, Sonar Unit, and Burt's Custom Rod Tracks



TITAN 186

STX

DESIGNED BY PROS, BUILT FOR COMPETITORS.

With Starcraft's years of tournament experience, the STX series is built to out-fish the competition. The full-fiberglass STX Viper is outfitted with a matching console to house top-quality electronics, 8-rod center bow rod storage for maximum stowing and an aerated, timed and recirculating livewell and baitwell combo with oxygenator. The STX 2050 comes equally equipped with top-of-the-line features to give you that same tournament-ready edge in an aluminum hull version.

COLORS:



STX ALUMINUM STANDARD FEATURES:

- Lifetime +6 Warranty
- 7-Ply Pressure Treated Plywood
- Hydraulic Steering
- High Pressure Wash Down System
- Mounted 60" and 24" Burt's Custom Tackle Rod Tracks
- Lockable Center Rod Storage
- 4 Premium Wood-Free Fishing Seats
- 54-Inch, 36-Gallon Large Aerated Stern Livewell with Baitwell

STX VIPER STANDARD FEATURES:

- Lifetime +6 Warranty
- Full Fiberglass Liner
- In-Floor Storage
- Lockable Center Rod Storage
- 3 Premium Wood-Free Fishing Seats (206)
- Mounted 60" and 24" Burt's Custom Tackle Rod Tracks
- Hydraulic Steering
- 54-Inch, 36-Gallon Large Aerated Stern Livewell with Baitwell (206)

POPULAR OPTIONS:

- Sonar Unit
- Trolling Motor
- Additional Fishing Seat
- Fuel/Water Separator
- Full Enclosure (Side, Aft, Walk-Through Curtains)
- Snap-In Carpet
- Depth Gauge
- Outboard Motor Support
- Keel Guard (206)
- Pro Fisherman's Wrap
- Trailerable Ratchet Cover

	Max. HP	Fuel Capacity (gal.)	Length Overall	Beam	Weight (lb) (boat only)	Capacity (persons/lb)	Interior Depth	Seats	Depth	Transom Height (engine)	Bottom Gauge	Side Gauge	Deadrise (deg. at transom)
STX 2050	250	52	20' 2"	100"	1650	(10) 1341	24"	4	42.5"	XLS	.125"	.080"	19°
STX 206 VIPER	300	50	20' 6"	96"	2400	(6) 1050	25"	4	N/A	XLS	N/A	N/A	19°



FIBERGLASS (206 VIPER)

A CONSOLE: A durable, full-fiberglass design includes easy-to-read lighted gauges, toggle switches, AM/FM J-Port, 12-volt power point and ample room for a sonar unit.

ALUMINUM (2050)

B CONSOLE: Easy-to-read lighted gauges, rocker switches, AM/FM J-Port, 12-volt power point and ample room for a sonar unit.

C CENTER BOW ROD STORAGE: Keep your most important accessories safe and secure with lockable center storage for up to eight 8-foot rods.

D FRESHCATCH PRO LIVEWELL: Our pro livewells are aerated and timed and feature a recirculating pump to move more water and oxygen into the tanks to keep fish active. Highlights include a PowerStream aerator, black thru-hulls and PowerStream nozzle.



STX

STX 2050
shown with Pro Wrap

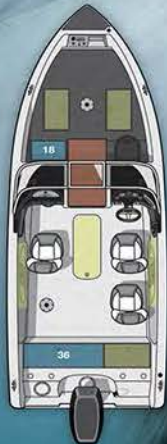
EVINRUDE
E-TEC



STX 206 VIPER
shown with Pro Wrap



STX 2050



STX 206 VIPER

STARFISH

GREAT FISHING. MAXIMUM VERSATILITY.

The ultimate experience in flexibility, the Starfish series offers optimal layouts for every boating activity. The dual- and single-console models feature convenient rod storage compartments with a bow casting deck and stern livewell for the serious fisherman. The Fish & Ski includes a ski pylon, comfortable bow cushions and a 2-step boarding ladder for family fun and water sports.

COLORS:



STANDARD FEATURES:

- Lifetime +6 Warranty
- Power-Trac Hull
- Double Riveted Seams
- 7-Ply Pressure Treated Floor/Deck
- 3 Premium Wood-Free Fishing Seats
- Slider on Helm Seat
- Fuel, Speed, Tach, Volt Gauges
- AM/FM Stereo
- 30-Gallon Stern Livewell (176 DC & 176 SC)
- Power Point
- Circuit Breakers

POPULAR OPTIONS:

- Sonar Unit
- 12/24-Volt Trolling Motor
- Battery Charger
- Two-Step Boarding Ladder
- Ski Pylon
- Additional Fishing Seat
- Bow Cushion Set
- Fuel/Water Separator
- Snap-On Cover
- Bimini Top with Visor
- Full Enclosure
- Snap-In Carpet
- Depth Gauge
- Sea Star Hydraulic Steering
- Bay Star Hydraulic Steering
- Xtreme Steering
- Family Ski Package (176 Fish & Ski)
- Trailerable Ratchet Cover

	Max. HP	Fuel Capacity (gal.)	Length Overall	Beam	Weight (lb) (boat only)	Capacity (persons/lb)	Interior Depth	Seats	Depth	Transom Height (engine)	Bottom Gauge	Side Gauge	Deadrise (deg. at transom)
STARFISH 176 DC	150	32	17' 8"	92"	1176	(7) 950	27"	3	44"	LS	.100"	.080"	17°
STARFISH 176 SC	150	32	17' 8"	92"	1176	(7) 950	27"	3	44"	LS	.100"	.080"	17°
STARFISH 176 DC FISH & SKI	150	32	17' 8"	92"	1176	(7) 950	27"	3	44"	LS	.100"	.080"	17°



A CONSOLE: Easy-to-read lighted gauges, rocker switches, AM/FM J-Port, 12-volt power point and ample room for a sonar unit.

B STERN FRESHCATCH LIVEWELL: Our aerated livewells are timed for convenience and feature a PowerStream nozzle, a single bilge and black thru-hulls.

C PREMIUM FISHING SEAT: With a removable, wood-free swivel seat, you'll enjoy a comfortable day on the water for years to come.

D ROD STORAGE: Keep your fishing rods safe, out of the way and organized in this convenient rod storage compartment.

E REAR FLIP-UP JUMP SEATS: In the 176 Fish & Ski model, rear flip-up jump seats give you more space on the casting platform or more places to sit – all with a simple flip (shown with optional ski pylon).



STARFISH

STARFISH 176 FISH & SKI
shown with Family Ski Package and optional
equipment, including Trolling Motor,
Sonar Unit, Ski Tow and Bow Cushions

FAMILY SKI PACKAGE INCLUDES:

- Ski Pylon
- 2-Step Boarding Ladder
- Bow Cushions



STARFISH 176 DC



STARFISH 176 DC



STARFISH 176 SC



STARFISH 176 DC FISH & SKI

RENEGADE

MORE SWAGGER FOR EVERY ADVENTURE.

The Renegade provides a layout for every rugged adventure, including dual-console, single console and tiller models that come standard with livewells and rod storage. Cast your line from the helm seat with slider or fish from anywhere with premium wood-free pro fishing seats. Take your fishing game to the next level through the Power Package upgrade, featuring a sonar unit and a trolling motor.

COLORS:




STANDARD FEATURES:

- Lifetime +6 Warranty
- 7-Ply Pressure Treated Floor/Deck
- 2 Premium Wood-Free Fishing Seats
- 2 Pro Capacity Livewells (Bow: 18-gal with Bait Bucket, Stern: 25-gal)
- Fuel, Speed, Tach, Volt Gauges
- Lockable Center Rod Storage
- Lockable In-Floor Storage
- Durable Full Vinyl Floor

POPULAR OPTIONS:

- Sonar Unit
- 12/24 Volt Trolling Motor
- Battery Charger
- Additional Premium Fishing Seat
- Stainless 2-Step Boarding Ladder
- Fuel/Water Separator
- Snap-On Cover
- Fisherman's Top
- Full Enclosure (Side, Aft, Walk Thru) (DC Only)
- Snap-In Carpet
- AM/FM Stereo Millenia PRV17
- AM/FM Stereo Millenia PRV19 with Bluetooth®
- Depth Gauge
- Power Package
- All Weather Package
- Trailerable Ratchet Cover

	Max. HP	Fuel Capacity (gal.)	Length Overall	Beam	Weight (lb) (boat only)	Capacity (persons/lb)	Interior Depth	Seats	Depth	Transom Height (engine)	Bottom Gauge	Side Gauge	Deadrise (deg. at transom)
RENEGADE 168 DC	90	24	16' 11"	89	975	(6) 900	22"	2	32"	20	.100"	.080"	12°
RENEGADE 168 SC	90	24	16' 11"	89	950	(6) 900	22"	2	32"	20	.100"	.080"	12°
RENEGADE 168 TL	90	24	16' 11"	89	925	(6) 900	22"	2	32"	20	.100"	.080"	12°

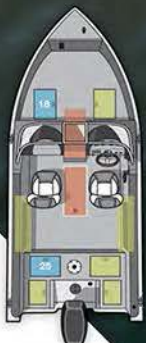


- A CONSOLE:** Renegade offers a full console with chrome-accented gauges and space for an optional sonar unit. It also accommodates an optional AM/FM Millenia PRV17 stereo with Bluetooth®.
- B PREMIUM PRO FISHING SEAT:** Starcraft fishing seats feature state-of-the-art ergonomic comfort and styling in a space-saving design.
- C ROD STORAGE:** Safely stow your rods in the spacious lockable center rod storage.
- D STERN FRESHCATCH LIVEWELL:** Our aerated livewells are timed for convenience and feature a PowerStream nozzle, a single bilge and black thru-hulls.



RENEGADE

RENEGADE 168 SC
shown with optional equipment, including
Trolling Motor and Sonar Unit



RENEGADE 168 DC



RENEGADE 168 SC



RENEGADE 168 TL

STEALTH

GREAT FISHING, WITHIN REACH.

The 2016 Stealth offers everything you need to get to where the fish are biting at an unbeatable value. From removable swivel seats with versatile seat bases, to a 25-gallon livewell to get your catch home safely, this is great fishing for less.

COLORS:



STANDARD FEATURES:

- Lifetime +6 Warranty
- 7-Ply Pressure Treated Floor/Deck
- 2 Premium Wood-Free Fishing Seats
- Pro Capacity 25-Gallon Bow Livewell
- Fuel, Speed, Tach, Volt Gauges
- Lockable In-Floor Rod Storage
- Durable Full Vinyl Floor

POPULAR OPTIONS:

- Sonar Unit
- 12/24 Volt Trolling Motor
- Battery Charger
- Additional Seat
- Stainless Steel 2-Step Boarding Ladder
- Fuel/Water Separator
- Snap-On Cover
- Fisherman's Top
- Full Enclosure (Side, Aft, Walk Thru, Curtains) (DC Only)

- Snap-In Carpet
- AM/FM Stereo Millenia PRV17
- AM/FM Stereo Millenia PRV19 with Bluetooth®
- Depth Gauge
- Power Package
- All Weather Package
- Trailerable Ratchet Cover

	Max. HP	Fuel Capacity (gal.)*	Length Overall	Beam	Weight (lb) (boat only)	Capacity (persons/lb)	Interior Depth	Seats	Depth	Transom Height (engine)	Bottom Gauge	Side Gauge	Deadrise (deg. at transom)
STEALTH 166 DC	90	12	16' 2"	82	850	(6) 900	21"	2	31"	20	.080"	.070"	19°
STEALTH 166 SC	90	12	16' 2"	82	850	(6) 900	21"	2	31"	20	.080"	.070"	19°
STEALTH 166 TL	90	12	16' 2"	82	830	(6) 900	21"	2	31"	20	.080"	.070"	19°

* Portable Fuel Tank



A CONSOLE: Stealth offers a full console with chrome-accented gauges and space for an optional sonar unit. It also accommodates an optional AM/FM Millenia PRV17 stereo with Bluetooth®.

B BOW CASTING PLATFORM: The spacious, unobstructed bow casting platform features full vinyl flooring for maximum durability and easy wash down.

C BOW FRESHCATCH LIVEWELL: Our aerated livewells are timed for convenience and feature a PowerStream nozzle, a single bilge and black thru-hulls.

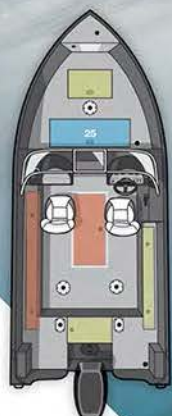
D OPTIONAL CONVERTIBLE REAR SEATING: The rear casting deck easily flips up to provide versatile bench seating.

E PREMIUM PRO FISHING SEAT: Starcraft fishing seats feature state-of-the-art ergonomic comfort and styling in a space-saving design.



STEALTH

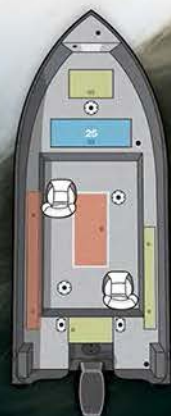
STEALTH 166 TL
shown with optional equipment, including
Trolling Motor and Sonar Unit



STEALTH 166 DC



STEALTH 166 SC



STEALTH 166 TL

SELECT STEP UP TO A STARCRAFT.

Select puts nothing between you and the fish with rugged, reliable basics. The large bow casting deck features in-floor storage and a base for a fishing seat, while a portside, 21-gallon aerated livewell provides great protection for your catch.

COLORS:

Gray/Black



STANDARD FEATURES:

- Lifetime +6 Warranty
- Molded-In Spray Rails
- Automotive Inspired Console with Lighted Rocker and Tach and Speed Gauges
- Bow Casting Platforms
- Thick Durable Vinyl Cockpits
- 2 Wood-Free Fishing Seats
- 21-Gallon Aerated Livewell
- Side Console Windscreen

POPULAR OPTIONS:

- Sonar Unit
- Trolling Motor
- Battery Charger
- Additional Seat
- Stainless Steel 2-Step Ladder
- Snap-On Cover
- Trailerable Ratchet Cover
- AM/FM Stereo Millenia PRV 17
- AM/FM Stereo Millenia PRV 19 with Bluetooth®

- Depth Gauge
- Trailerable Ratchet Cover

	Max. HP	Fuel Capacity (gal.)*	Length Overall	Beam	Weight (lb) (boat only)	Capacity (persons/lb)	Interior Depth	Seats	Depth	Transom Height (engine)	Bottom Gauge	Side Gauge	Deadrise (deg. at transom)
SELECT 160	60	9	16' 0"	81"	845	(6) 900	25"	2	33"	LS	.080"	.064"	6°

* Portable Fuel Tank



SELECT 160



A CONSOLE: Easy-to-read lighted gauges, rocker switches and ample room an optional sonar unit.

B BOW CASTING PLATFORM: A large casting platform includes two storage compartments for easier access to accessories and to the water.

C FRESHCATCH LIVEWELL: Our aerated livewells are timed for convenience and feature a PowerStream nozzle, a single bilge and black thru-hulls.

D FISHING SEAT: Starcraft fishing seats feature state-of-the-art ergonomic comfort and styling in a space-saving design.



SELECT

SELECT 160

EVINRUDE
E-TEC



SELECT 160

FEATURES & OPTIONS



CANVAS

- Fisherman's Top
- Full Enclosure
- Mooring Cover
- Trailerable Ratchet Cover



SEATING

- Rivermaster Seat (Standard in Fishmaster)
- Bow Cushions
- Additional Seat
- Power Pedestal



EXTERIOR

- Ski Pylon
- 2-Step Boarding Ladder





FISHING

- Burt's Custom Tackle Rod Track System
- Bow-Mounted Trolling Motor
- Sonar Unit
- Dual Shifters



INTERIOR

- Depth Gauge
- Trim Gauge
- AM/FM Stereo
- GPS/Fish Finder
- Snap-In Carpet
- On-Board Battery Charger
- Premium Steering:

Ask your dealer how you can optimize your boat's steering with premium steering options.



AVAILABLE PACKAGES

ALL WEATHER PACKAGE INCLUDES:

- Mooring Cover
- Snap-In Carpet
- Fisherman's Top

POWER PACKAGE INCLUDES:

- Sonar Unit
- Trolling Motor
- Quick Disconnect

UTILITIES

	LENGTH	BEAM	DEPTH	INTERIOR DEPTH	TRANSOM WIDTH	TRANSOM HEIGHT	DRY WEIGHT (LB)	MAXIMUM PERSONS	MAXIMUM CAP.	MAXIMUM H.P.	FUEL CAPACITY (GAL.)	COLOR	BOTTOM GAUGE	SIDE GAUGE	RIB GAUGE
180 Freedom Tiller	18' 11"	89"	N/A	35"	85"	LS	875	6	900	90	N/A	Beige & Black	0.100	0.060	N/A
180 Freedom Side Console	18' 11"	89"	N/A	35"	85"	LS	875	6	900	125	18	Beige & Black	0.100	0.060	N/A
160 Freedom Tiller	16' 11"	89"	N/A	35"	85"	LS	875	6	900	75	N/A	Beige & Black	0.100	0.060	N/A
160 Freedom Side Console	16' 11"	89"	N/A	35"	85"	LS	875	6	900	90	18	Beige & Black	0.100	0.060	N/A
168 Pro Troller	16' 0"	81"	33"	25"	74"	LS	700	5	1250	40	N/A	Charcoal	0.080	0.064	0.080
140 Pro Troller	14' 5"	67"	30"	19"	59"	LS/SS	475	4	975	35	N/A	Charcoal	0.064	0.060	0.064
16' SF DLX	16' 5"	70"	31"	22"	63"	LS	460	5	1100	40	N/A	Black	0.064	0.060	0.064
14' SF DLX	14' 2"	68"	30"	22"	60"	LS/SS	395	4	1100	35	N/A	Black	0.064	0.060	0.064
16' SF	16' 2"	68"	29"	20"	56"	LS	290	5	1100	40	N/A	Black	0.100	0.060	0.064
14' SF	14' 2"	68"	30"	30"	60"	LS/SS	230	4	1000	35	N/A	Black	0.064	0.060	0.064
14' SF Split Seat	14' 2"	68"	30"	30"	60"	LS/SS	230	4	1000	35	N/A	Black	0.064	0.060	0.064
14' SL	13' 10"	59"	20"	20"	50"	SS	130	4	700	15	N/A	White	0.050	0.050	0.050
12' SL	11' 9"	56"	20"	20"	50"	SS	112	3	600	10	N/A	White	0.050	0.050	0.050
15' Alaskan TL Split Seat DLX	14' 11"	68"	27"	21"	59"	LS	270	4	850	35	N/A	Gray	0.064	0.060	0.064
15' Alaskan TS Split Seat DLX	14' 11"	68"	27"	21"	59"	SS	270	4	850	35	N/A	Gray	0.064	0.060	0.064
13' Alaskan TL Split Seat DLX	12' 11"	66"	26"	20"	56"	LS	225	3	700	25	N/A	Gray	0.064	0.060	0.064
15' Alaskan TS Split Seat DLX	12' 11"	66"	26"	20"	56"	SS	225	3	700	25	N/A	Gray	0.064	0.060	0.064
12' Alaskan TL	11' 10"	63"	24"	19"	56"	LS	185	3	700	15	N/A	Gray	0.064	0.060	0.064
12' Alaskan TS	11' 10"	63"	24"	19"	56"	SS	185	3	700	15	N/A	Gray	0.064	0.060	0.064
1648 Jon	16' 0"	72"	22"	22"	71"	LS/SS	295	4	900	35	N/A	Olive	0.072	0.072	0.072
1448 Jon	14' 0"	72"	22"	22"	71"	LS/SS	260	3	900	25	N/A	Olive	0.072	0.072	0.072
1436 Jon	14' 0"	57"	18"	18"	56"	SS	185	3	395	20	N/A	Olive	0.064	0.064	0.064
1232 Jon	12' 0"	51"	16"	16"	50"	SS	120	2	390	6	N/A	Olive	0.050	0.050	0.050
1032 Jon	10' 0"	51"	16"	16"	50"	SS	100	2	290	3	N/A	Olive	0.050	0.050	0.050



180 FREEDOM TILLER
(Also available in side console configuration)



160 FREEDOM TILLER
(Shown with optional trolling motor.
Also available in side console configuration)



16' SF DLX
(Shown with optional trolling motor)




14' SF DLX
(Shown with optional trolling motor)




168 PRO TROLLER




140 PRO TROLLER
(Shown with optional trolling motor)



**15' ALASKAN TS/TL
SPLIT SEAT DLX**



**13' ALASKAN TS/TL
SPLIT SEAT DLX**



12' ALASKAN TS/TL



16' SF



14' SF
(Also available in split seat configuration)



14' SL



12' SL



1648 JON



1448 JON



1436 JON



1232 JON



1032 JON



OPTIONAL UTILITY CONSOLE

STANDARDS & OPTIONS

	FISHMASTER 210	FISHMASTER 196	SUPERFISHERMAN 186	SUPERFISHERMAN T76	TITAN 186	STX 2050	STX 206 VIPER	STARFISH T76 DC	STARFISH T76 SC	STARFISH T76 FISH & SKI	RENEGADE 168 DC	RENEGADE 168 SC	RENEGADE 168 TL	STEALTH 166 DC	STEALTH 166 SC	STEALTH 166 TL	SELECT 160
HULL CONSTRUCTION																	
Limited Lifetime Deck Warranty	S	S	S	S	S	S	S	S	S	S	S	S	S	S	S	S	S
Lifetime Warranty on Riveted Seams	S	S	S	S	S	S	•	S	S	S	S	S	S	S	S	S	S
Power-Trac Hull	S	S	S	S	S	S	•	S	S	S	S	S	S	S	S	S	•
Torsion Beam Construction	S	S	S	S	S	S	•	S	S	S	S	S	S	S	S	S	•
Double-Riveted Chine & Transom Seams	S	S	S	S	S	S	•	S	S	S	S	S	S	S	S	S	S
7-Ply Pressure Treated Floor	S	S	S	S	S	S	•	S	S	S	S	S	S	S	S	S	S
Keels	•	•	•	•	•	•	(5)	•	•	S	S	S	•	•	•	(3)	
COCKPIT																	
Deluxe Movable Pedestal Seats (QTY)	(4)	(4)	(3)	(3)	(3)	(4)	(3)	(3)	(3)	(3)	(2)	(2)	(1)	(2)	(2)	(1)	(2)
Helm Seat Slider	S	S	S	S	S	S	S	S	S	S	S	S	•	S	S	•	S
6-Year Carpet Warranty	S	S	S	S	S	S	S	S	S	S	S	S	S	S	S	S	S
In-Floor Storage	S	S	S	S	S	S	S	S	S	S	S	S	S	S	S	S	S
Vinyl Floor Cockpit Covering	S	S	S	S	S	S	•	S	S	S	S	S	S	S	S	S	S
Snap-In Carpet	0	0	0	0	0	0	0	0	0	0	•	•	•	•	•	•	0
2-Step Boarding Ladder	•	•	0	0	0	0	•	0	0	0	0	0	0	0	0	0	0
Power Pedestals	S	S	0	0	0	S	S	0	•	•	•	•	•	•	•	•	•
Side Deck Mounted Aluminum Tracks with Plastic Step Pads	S	S	0	0	0	S	S	0	0	•	•	•	•	•	•	•	•
Burt's Custom Tackle Rod Track System	S	S	0	0	0	S	S	•	•	•	•	•	•	•	•	•	•
CONSOLE/DASH																	
Fuel Guage	S	S	S	S	S	S	S	S	S	S	S	S	S	S	S	•	•
Speedometer	S	S	S	S	S	S	S	S	S	S	S	S	•	S	S	•	S
Tach	S	S	S	S	S	S	S	S	S	S	S	S	•	S	S	•	S
Voltmeter	S	S	S	S	S	S	S	S	S	S	S	S	•	0	0	•	•
AM/FM Stereo with J-Port for MP3 Player	S	S	S	S	S	S	S	S	S	S	0	0	•	0	0	•	0
Sonar Unit	0	0	0	0	0	0	0	0	0	0	0	0	0	0	0	0	0
Dual Shifters	0	0	0	0	0	0	•	•	•	•	•	•	•	•	•	•	•
Depth Gauge	0	0	0	0	0	0	0	0	0	0	0	0	0	0	0	0	0
Trim Gauge	0	0	0	0	0	0	0	0	0	0	0	0	0	0	0	0	0
GPS/Fish Finder	0	0	0	0	0	0	0	0	0	0	0	0	0	0	0	0	0
SEATING																	
Rivermaster Seat	S	S	•	•	•	•	•	•	•	•	•	•	•	•	•	•	•
Additional Seat	0	0	0	0	0	0	0	0	0	0	0	0	0	0	0	0	0
LIVEWELL																	
Port Livewell	•	•	•	•	•	•	•	•	•	•	•	•	•	•	•	•	(21)
Stern Livewell (Gal.)	•	•	(28)	(36)	(25)	(36)	(36)	(30)	(30)	(13)	(25)	(25)	(25)	•	•	•	•
Bow Livewell (Gal.)	(41)	(41)	(18)	(18)	(18)	•	•	(18)	(18)	(15)	(18)	(18)	(18)	(25)	(25)	(25)	•
Aerated Bow Baitwell	•	•	•	•	S	S	S	•	•	•	•	•	•	•	•	•	•

	FISHMASTER 210	FISHMASTER 196	SUPERFISHERMAN 186	SUPERFISHERMAN T76	TITAN 186	STX 2050	STX 206 VIPER	STARFISH T76 DC	STARFISH T76 SC	STARFISH T76 FISH & SKI	RENEGADE 168 DC	RENEGADE 168 SC	RENEGADE 168 TL	STEALTH 166 DC	STEALTH 166 SC	STEALTH 166 TL	SELECT 160
ELECTRICAL																	
Courtesy Lights	S	S	S	S	•	S	S	•	•	•	•	•	•	•	•	•	•
Power Point	S	S	S	S	S	S	S	S	S	S	S	S	•	S	S	•	•
Circuit Breakers	S	S	S	S	S	S	S	S	S	S	S	S	S	S	S	S	S
Trolling Motor Plug	S	S	S	S	S	S	S	S	S	S	S	S	S	S	S	S	S
On-Board Battery Charger	0	0	0	0	0	0	0	0	0	0	0	0	0	0	0	0	0
MECHANICAL																	
Hydraulic Steering	S	S	S	0	S	S	S	S	0	•	•	•	•	•	•	•	•
Wash Down System	S	S	•	•	•	S	•	•	•	•	•	•	•	•	•	•	•
MISCELLANEOUS																	
Cleats	S	S	S	S	•	•	•	•	S	S	S	S	S	S	S	S	•
Pull-Up Cleats	•	•	•	•	S	S	S	•	•	•	•	•	•	•	•	•	•
Navigation Lights	S	S	S	S	S	S	S	S	S	S	S	S	S	S	S	S	S
Reinforced Backers for Downriggers	S	S	S	S	S	S	S	S	S	S	•	•	•	•	•	•	•
Ski Tow	•	•	0	0	0	•	0	0	0	•	•	•	•	•	•	•	•
Twice Baked Urethane Paint	S	S	S	S	S	S	•	S	S	S	S	S	S	S	S	S	S
Bow Cushions	•	•	0	0	S	•	•	0	0	S	•	•	•	•	•	•	•
Sea Pylon	•	•	•	•	0	•	•	•	•	0	•	•	•	•	•	•	•
Bow-Mounted Trolling Motor	0	0	0	0	0	0	0	0	0	0	0	0	0	0	0	0	0
CANVAS																	
Top and Storage Boot	S	S	0	0	0	0	0	0	0	0	0	0	0	0	0	0	•
Snap-On Cover	0	0	0	0	0	0	0	0	0	0	0	0	0	0	0	0	0
Bow Tonneau Cover	0	0	0	0	0	0	0	0	•	0	0	•	•	0	•	•	•
Side Curtains	0	0	0	0	0	0	0	0	•	0	0	•	•	0	•	•	•
Aft Curtains	0	0	0	0	0	0	0	0	•	0	0	•	•	0	•	•	•
Walk-Through Curtains	0	0	0	0	0	0	0	0	0	0	0	•	•	0	•	•	•
Drop Curtain	0	0	0	0	0	0	0	0	•	0	•	•	•	•	•	•	•
Trailerable Ratchet Cover	0	0	0	0	0	0	0	0	0	0	0	0	0	0	0	0	0
Fisherman's Top	S	S	0	0	0	0	0	0	•	0	0	•	•	0	•	•	•
Full Enclosure	0	0	0	0	0	0	0	0	•	0	0	•	•	0	•	•	•
Mooring Cover	0	0	0	0	0	0	0	0	0	0	0	0	0	0	0	0	0



This catalog is dedicated to **JOE BLACKBURN (1946-2015)** who served as Chief Financial Officer and was a vital part of the Smoker Craft team for 38 years.

**FOR THE LATEST NEWS, MODEL UPDATES AND OTHER INFORMATION, PLEASE VISIT STARCRAFTMARINE.COM.
TO TALK TO THE DEALER NEAREST YOU, DIAL 1-866-772-4538.**

Connects directly to dealer. Please call during business hours.

AUTHORIZED STARCRAFT DEALER:

STARCRAFT PROUDLY OFFERS:



In the interest of continually developing the finest products possible, Starcraft reserves the right to change products and specifications without notice. All representations in this catalog are believed to be correct at the time of publication. Some optional equipment may be shown in some photographs. Some models may not be available outside the United States.

Overheads are not drawn to scale.

© 2015 Starcraft Marine Printed in U.S.A. 12/15 13-SSC-163



FIND US ON:



STARCRAFT MARINE | P.O. BOX 65 | 68143 CLUNETTE STREET | NEW PARIS, IN 46553