

» HERITAGE. IN MOTION.

**STARCRAFT**   
TWO-THOUSAND NINE



DECKBOATS // RUNABOUTS // PONTOONS



» **FAMILY FIRST.**

*Since 1903*

Today's Starcraft is a company run by the same family that started it all, back in 1903. Four generations of the Schrock family have dedicated themselves to leading the industry in quality and innovation with fun, versatile boats that are well within reach. There's a sense of pride at Starcraft that you won't find anywhere else. Pride in our boats and pride in backing them up. A commitment made from our family to yours.



OVER  
**100 YEARS**  
QUALITY SERVICE

Raised on the water; the fifth generation of the Starcraft family.



STARCRAFT IS // Heritage

» HERITAGE. IN MOTION.

Think back to 1903 for a moment. Before Americans drove cars, flew airplanes or had televisions. Here in the heartland, Starcraft built its first boat — and decades of innovation were born. Since then, we've designed and engineered countless industry-leading improvements to pleasure and fishing craft, all to help families build their own heritage on the water. Whether a Starcraft takes your family cruising, fishing, waterskiing or wakeboarding, one thing's for sure. At the end of the day, it brings you closer together.

Since 1903

09 DECKBOATS

- Fiberglass Construction ..... 5
- Standards & Options ..... 7
- Star Step I/O ..... 9
- Star Step OB ..... 11
- Limited DC I/O ..... 13
- Limited DC OB ..... 15
- Limited Low Profile I/O ..... 17
- Limited Low Profile OB ..... 19
- Flat Deck ..... 21
- Full Lineup ..... 23
- Specifications ..... 25

09 RUNABOUTS

- Standards & Options ..... 27
- Limited I/O RE ..... 29
- Limited I/O & OB ..... 31
- Full Lineup ..... 33
- Specifications ..... 35

09 PONTOONS

- Construction ..... 37
- Standards & Options 1 ..... 39
- Majestic ..... 41
- Standards & Options 2 ..... 43
- Limited ..... 45
- Starfish ..... 47
- Standards & Options 3 ..... 49
- Classic ..... 51
- Full Lineup ..... 53
- Specifications ..... 55
- Boating Safety ..... 57
- Family Fun ..... 57
- Kids Club ..... 57



# FIBERGLASS BOATS

## CONSTRUCTION & WARRANTY



THE STARCRAFT // Difference

### FIBERGLASS CONSTRUCTION

Never content to settle for second best, we put countless hours of meticulous work into the construction of every one of our fiberglass deckboats and runabouts. We begin by applying 10 coats of wax to the molds for consistent part quality. Then, we use a 24-ounce woven roving fiberglass and a six-inch overlap between the hull and deck for greater strength and a tighter fit. Next is the application of 22 mils of high-elongated gel coat, sprayed to exacting specifications. Finally, each hull is inspected and weighed for consistency to ensure it meets our exacting standards. It may take a lot of time, but the end result is one beautifully built boat.

- 1 22 mils ISO-NPG Gel Coat
- 2 1½ oz. Fiberglass Mat
- 3 60 mils of Fiberglass Mat
- 4 2 mils Coremat
- 5 18 oz. Bi-Axial Fiberglass

**A UPHOLSTERY**

Our high-quality 35 oz. vinyl upholstery features stylish Euro top stitches for a unique look and self-draining foam for long-lasting durability.

**B FIBERGLASS COMPOSITE STRINGER SYSTEM**

To extend hull life and protect the overall integrity of our boats, we completely encapsulate all the components of our integrated stringer system. (OB only.)

**C SELF-BAILING COCKPIT**

Our deckboats feature high, self-bailing cockpits to help keep the cockpit dry even in rough water. (OB only.)

**D COMPOSITE LIDS**

Easy-to-lift, lightweight composite lids eliminate creaking or cracking for a quieter ride. Rounded edges add safety, too.

**E HULL DESIGN**

On our deckboats, Starcraft's revolutionary modified dihedral vee hull design changes everything. Virtually eliminating the rough ride and rocking motion of other deckboats, the air injection vents provide the smoothest, driest and most stable ride possible. And, our generous lifetime hull warranty gives you peace of mind.

Starcraft runabouts offer first-class performance with a reverse chine hull design. And they're built to last with encapsulated stringers, foam injection, chrome thru-hull fittings and more. In fact, with a lifetime hull warranty, they're one of the best backed boats in the business.

**F ALUMINUM REINFORCEMENTS**

All of our structural boat features, such as cleats and seat and table bases, have the added strength of aluminum reinforcements.

**» STARCRAFT WARRANTY**

Starcraft offers a variety of outstanding warranties on our boats. Our fiberglass boats come with a lifetime limited hull warranty, a five-year blister warranty, a five-year limited warranty on the marine grade carpet and a five-year limited warranty on upholstery vinyl. For complete warranty information on any particular fiberglass boat, contact your Starcraft dealer.

**AWARD OF EXCELLENCE.**  
**AWARD OF INNOVATION.**



Starcraft is honored to receive NMMA's CSI award for our fiberglass products and the NMMA's Innovation Award for the Electro-Star. As a company that always strives for the best — from customer satisfaction to the finest details of craftsmanship — we take pride in these recognitions of Starcraft's continued commitment to excellence.



What goes into our fiberglass construction? Ten coats of wax, 22 mils of ISO-NPG gel coat, numerous inspections, and countless hours of meticulous work to ensure the end results match the original design.



For half a century, Starcraft has continually set the standard for fiberglass construction in the recreational boating industry.

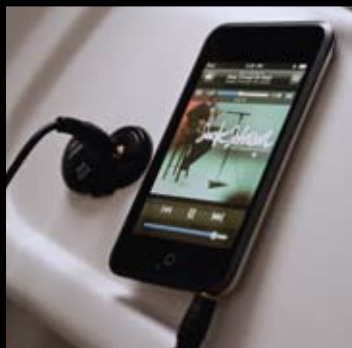


DECKBOAT // Standards  
*Since 1903*



**Driver's Console.** Our racecar-inspired console features domed gauges, a custom tilt wheel and an optional aerodynamic windscreen.

**MP3 Auxiliary Port.** It's easy to cue up your favorite playlists with the auxiliary port for an mp3 player.



**Sundeck.** The large, padded sundeck is a great place to lounge. Recline in even greater comfort with the adjustable fold-out backrest that is standard on certain models.



**Center Console.** The Star Step OB's center console is one of the most impressive helms in its class.

**Bimini Top.** Starcraft's bimini tops look great, are easy to use and offer protection from the sun. Available in colors to complement your deckboat.



**Side Table.** The 190 Star Step features our removable table with a screw-in base, perfect for sharing snacks or light meals on the water.



**Sink.** You'll appreciate the convenience of the standard freshwater sink and the versatility of the optional hand sprayer shower.



**Bow Platform.** The open bow leads to a spacious swim platform with a ladder, making it easy to get in and out of the water.



**Swim Platform.** This optional extended rear swim platform with integrated ladder makes it easy to climb aboard after tubing or skiing. (Standard on Star Step, optional on Limited I/O.)

**Snap-in Carpet.** Versatile snap-in carpet allows you to convert easily from fishing to comfortable cruising and family fun.



**Double Bimini Top.** The double bimini top option offers added protection from direct sun in the heat of the day.



**Trailer.** Starcraft offers a range of trailer options. Check with your dealer for availability.

**Wake Tower.** Skiers and boarders in your gang will love the wake tower that's custom designed for the perfect fit.



**Cockpit Cover.** Our factory installed cockpit cover protects your boat from debris when trailering or storing your boat.



**Fishing Packages.** Make fishing easier with packages that include removable seating, a baitwell and rod storage systems for safe stowing of gear. (Available on select models.)

**Trolling Motor.** Experience maximum maneuverability and enhanced fishing opportunities with the addition of a trolling motor. (Available on most models.)



STAR STEP I/O

SS 200 I/O



// **FACT** - The Star Step doesn't say you've arrived. It yells it.

(SHOWN WITH OPTIONAL WAKE TOWER)



// Brilliance.

» LOG ON. LEARN MORE. | WWW.STARCRAFTMARINE.COM



STAR STEP 200 I/O  
(SHOWN WITH OPTIONAL WAKE TOWER)



// DRIVER'S CONSOLE



// SUNDECK



// STEP HULL



221 I/O

215 I/O

200 I/O

190 I/O

**STARCRAFT**  
STAR STEP  
SPECIFICATIONS

	221 I/O	215 I/O	200 I/O	190 I/O
Max HP	425	320	260	220
Fuel Capacity (gallons)	51	51	51	51
Length (w/out platform)	21' 7"	20' 4"	20' 4"	19'
Beam	102"	102"	102"	102"
Weight (boat only) (lbs.)	2945	2380	2325	2250
Capacity (persons/lbs.)	(13) 1850	(12) 1700	(12) 1700	(10) 1400
Capacity (lbs.)	1900	1890	1890	1550
Inside Depth	32"	30"	30"	30"
Transom Width	94"	94"	94"	94"
Chine Width (at transom)	90"	86"	86"	86"
Transom Height (for engine)	N/A	N/A	N/A	N/A
Boat Motor and Trailer Length	25' 4"	25' 11"	25' 11"	25' 11"
Package Weight (w/std. power)	4705	3930	3850	3695
Deadrise (deg. at transom)	17	13	13	13

COLOR OPTIONS: ■ BLACK ■ BLUEBERRY ■ CAMARY ■ CHAMPAGNE ■ RED ■ YELLOW



STAR STEP OB

SS 229 OB CC



// **FACT** - Taking this helm is the ultimate power trip.

(SHOWN WITH OPTIONAL T-TOP)

// Velocity.

» LOG ON. LEARN MORE. | WWW.STARCRAFTMARINE.COM

STAR STEP 229 08 CC  
(SHOWN WITH OPTIONAL BOW FILLERS)



// DRIVER'S CONSOLE  
(SHOWN WITH OPTIONAL GRAPH)



// HELM CHAIR



// BAIT TABLE



229 08 CC  
(SHOWN WITH OPTIONAL BOW FILLERS)

**09 STARCRAFT**  
STAR STEP  
SPECIFICATIONS

229 08 CC

Max HP	250
Fuel Capacity (gallons)	51
Length (w/out platform)	21' 6"
Beam	102"
Weight (boat only) (lbs.)	2840
Capacity (persons/lbs.)	(12) 1725
Capacity (lbs.)	2500
Inside Depth	32"
Transom Width	94"
Chine Width (at transom)	90"
Transom Height (for engine)	25"
Boat Motor and Trailer Length	26' 2"
Package Weight (w/std. power)	4166
Deadrise (deg. at transom)	17

COLOR OPTIONS: ■ BLACK ■ BLUEBERRY ■ CAMARY ■ CHAMPAGNE ■ RED ■ YELLOW



LIMITED DC I/O  
2210 I/O



// **FACT** - Your heart will race. Your palms will sweat.

# // Performance.

» LOG ON. LEARN MORE. | WWW.STARCRAFTMARINE.COM



LIMITED 2410 I/O



// 2410 DRIVER'S CONSOLE



// 2410 HEAD CHANGING ROOM



// 2210 BOW PLATFORM



2410 I/O



2210 I/O



2010 I/O

## 09 STARCRRAFT

### LIMITED DC I/O SPECIFICATIONS

	2410 I/O	2210 I/O	2010 I/O
Max HP	425	425	260
Fuel Capacity (gallons)	75	51	43
Length (w/out platform)	24' 1"	21' 7"	20' 4"
Beam	102"	102"	102"
Weight (boat only) (lbs.)	3175	2945	2375
Capacity (persons/lbs.)	(13) 1850	(13) 1850	(12) 1700
Capacity (lbs.)	1900	1900	1890
Inside Depth	32"	32"	30"
Transom Width	94"	94"	94"
Chine Width (at transom)	90"	90"	86"
Transom Height (for engine)	N/A	N/A	N/A
Boat Motor and Trailer Length	29' 10"	25' 4"	25' 11"
Towing Weight (with standard power)	5025	4705	3840
Deadrise (deg. at transom)	17	17	13

COLOR OPTIONS: ■ BLACK ■ BLUEBERRY ■ CAMARY ■ CHAMPAGNE ■ RED ■ YELLOW

OPTIONAL CONVENIENCE PACKAGE: AVAILABLE ON THE 2010 I/O. INCLUDES STAINLESS STEEL RUB RAIL, TILT STEERING AND PRESSURIZED SINK, SHOWER AND TRANSDM SHOWER.



LIMITED 08  
2010 08



// FACT - This is how you rekindle your love affair with the water.

// Excitement.

» LOG ON. LEARN MORE. | WWW.STARCRAFTMARINE.COM

LIMITED 2410 08

// 2010 DRIVER'S CONSOLE

// 2010 CHANGING ROOM

// 2010 BOW PLATFORM



2410 08



2010 08

**09 STARCRAFT**  
LIMITED DC OB  
SPECIFICATIONS

2410 08

2010 08

	2410 08	2010 08
Max HP	250	225
Fuel Capacity (gallons)	75	51
Length (w/out platform)	24' 1"	20' 4"
Beam	102"	102"
Weight (boat only) (lbs.)	3075	2365
Capacity (persons/lbs.)	(13) 1850	(12) 1700
Capacity (lbs.)	2800	2485
Inside Depth	32"	30"
Transom Width	94"	94"
Chine Width (at transom)	90"	86"
Transom Height (for engine)	25"	20"
Boat Motor and Trailer Length	30' 7"	25' 11"
Towing Weight (with standard power)	4486	3640
Deadrise (deg. at transom)	17	13

COLOR OPTIONS: ■ BLACK ■ BLUEBERRY ■ CAMARY ■ CHAMPAGNE ■ RED ■ YELLOW

LIMITED SC 1/0  
2000 1/0



// FACT - We've got the cure for multiple personalities.

(SHOWN WITH OPTIONAL FISH PACKAGE)



// Versatility.

» LOG ON. LEARN MORE. | WWW.STARCRAFTMARINE.COM

LIMITED 2000 I/O

// DRIVER'S CONSOLE

// HELM SEAT

// MP3 AUXILIARY PORT



2000 I/O



ELECTRO-STAR

**GO GREEN WITH ELECTRO-STAR.**

The future of boating is here with the NMMA innovation award-winning, stylish and modern Electro-Star deckboat. We combine a stylish boat built to Starcraft's exacting standards with a clean-running electric motor and twin balanced props—see how easy it is to go green.



**STARCRRAFT**  
LIMITED SC I/O  
SPECIFICATIONS

2000 I/O

ELECTRO-STAR

Max HP	260	N/A
Fuel Capacity (gallons)	51	N/A
Length (w/out platform)	20' 4"	20' 4"
Beam	102"	102"
Weight (boat only) (lbs.)	2325	2405
Capacity (persons/lbs.)	(12) 1700	(12) 1700
Capacity (lbs.)	1890	1890
Inside Depth	30"	30"
Transom Width	94"	94"
Chine Width (at transom)	86"	86"
Transom Height (for engine)	N/A	N/A
Boat Motor and Trailer Length	25' 11"	25' 11"
Towing Weight (with standard power)	3850	3850
Deadrise (deg. at transom)	13	13

COLOR OPTIONS: ■ BLACK ■ BLUEBERRY ■ CAMARY ■ CHAMPAGNE ■ RED ■ YELLOW

OPTIONAL CONVENIENCE PACKAGE: AVAILABLE ON THE 2000 I/O. INCLUDES STAINLESS STEEL RUB RAIL, TILT STEERING AND PRESSURIZED SINK, SHOWER AND TRANSDOM SHOWER.

FISH PACKAGE: 2 FISH SEATS WITH BASES, ROD HOLDERS AND A PLUMB BAITWELL.



LIMITED SC 08  
1915 08



// FACT - Industry-leading quality is a beautiful thing.

// Craftsmanship.

» LOG ON. LEARN MORE. | WWW.STARCRAFTMARINE.COM



LIMITED 2000 OB  
(SHOWN WITH OPTIONAL FISH PACKAGE)

// DRIVER'S CONSOLE



// HELM CHAIR




// BOW SEATING



**09 STARCRRAFT**  
LIMITED SC OB  
SPECIFICATIONS

	2015 OB	2009 OB	2000 OB	1915 OB
Max HP	225	225	200	200
Fuel Capacity (gallons)	51	51	51	51
Length (w/out platform)	20' 4"	20' 4"	20' 4"	19'
Beam	102"	102"	102"	102"
Weight (boat only) (lbs.)	2405	2405	2315	2250
Capacity (persons/lbs.)	(12) 1700	(12) 1700	(12) 1700	(10) 1400
Capacity (lbs.)	2485	2485	2485	2250
Inside Depth	30"	30"	30"	30"
Transom Width	94"	94"	94"	94"
Chine Width (at transom)	86"	86"	86"	87"
Transom Height (for engine)	25"	25"	20"	20"
Boat Motor and Trailer Length	25' 11"	25' 11"	25' 11"	25' 11"
Towing Weight (with standard power)	3590	3680	3595	3510
Deadrise (deg. at transom)	13	13	13	13

COLOR OPTIONS: ■ BLACK ■ BLUEBERRY ■ CAMARY ■ CHAMPAGNE ■ RED ■ YELLOW  
 OPTIONAL CONVENIENCE PACKAGE: AVAILABLE ON THE 2000 OB AND 1915 OB. INCLUDES STAINLESS STEEL RUB RAIL, PRESSURIZED SINK, SHOWER AND TRANSOM SHOWER.  
 FISH PACKAGE: 2 FISH SEATS WITH BASES, ROD HOLDERS AND A PLUMB BAITWELL.



2015 OB

2009 OB

2000 OB  
(SHOWN WITH OPTIONAL FISH PACKAGE AND TROLLING MOTOR)

1915 OB

FLAT DECK  
1900 CR



// FACT - Nothing attracts friends and family like a Starcraft.

# // Capacity.

» LOG ON. LEARN MORE. | WWW.STARCRAFTMARINE.COM



FLAT DECK 1900 FISH  
(SHOWN WITHOUT STANDARD SKI TOW)



// DRIVER'S CONSOLE



// SPEAKER & CUPHOLDERS



// 2200/1900 CHANGING ROOM



2200 CRUISE  
(2200 FISH NOT PICTURED)

1900 FISH  
(1900 CRUISE NOT PICTURED)

161 CRUISE

## STARCRRAFT FLAT DECK SPECIFICATIONS


	2200 CRUISE	2200 FISH	1900 CRUISE	1900 FISH	161 CRUISE
Max HP	200	200	200	200	115
Fuel Capacity (gallons)	55	55	50	50	43
Length (w/out platform)	22' 3"	22' 3"	19'	19'	15' 4"
Beam	98"	98"	102"	102"	90"
Weight (boat only)	3090	3090	2718	2718	2195
Capacity (persons/lbs.)	(12) 1650	(12) 1650	(11) 1520	(11) 1520	(9) 1250
Capacity (lbs.)	2300	2300	2250	2250	2000
Inside Depth	27"	27"	27"	27"	27"
Transom Width	94"	94"	94"	94"	87"
Chine Width (at transom)	87"	87"	87"	87"	80"
Transom Height (for engine)	20"	20"	20"	20"	20"
Boat Motor and Trailer Length	26' 11"	26' 11"	25' 11"	25' 11"	25' 11"
Package Weight (w/std. power)	4215	4215	3985	3985	3088
Deadrise (deg. at transom)	13	13	13	13	20

COLOR OPTIONS: ■ BLUE ■ CHAMPAGNE ■ RED ■ SPORT  
SEE PAGE 44 FOR IMAGE OF THE SPORT GRAPHICS PACKAGE.





STAR STEP 221 I/O DUAL CONSOLE  
(SHOWN WITH OPTIONAL SNAP-IN CARPET)



LIMITED 2410 I/O



STAR STEP 215 I/O



LIMITED 2210 I/O DUAL CONSOLE



STAR STEP 200 I/O



LIMITED 2010 I/O



STAR STEP 190 I/O



LIMITED 2410 OB



STAR STEP 229 CC OB



LIMITED 2010 OB



LIMITED 2000 I/O



ELECTRO-STAR



LIMITED 2015 08



FLAT DECK 2200 CRUISE



LIMITED 2009 08



FLAT DECK 1900 CRUISE  
(SHOWN WITH OPTIONAL SNAP-IN CARPET)



LIMITED 2000 08 (SHOWN WITH OPTIONAL  
FISH PACKAGE AND TROLLING MOTOR)



FLAT DECK 1900 FISH



LIMITED 1915 08



FLAT DECK 161 CRUISE








RUNABOUT // Standards  
*Since 1903*



**Driver's Console.** Our sleek and sporty console features easy-to-read domed gauges and a custom wheel with rack and pinion power steering.



**MP3 Plug-In.** You can share your favorite tunes with the whole gang, thanks to the auxiliary port for an mp3 player.

**Sundeck.** The sundeck features an adjustable headrest so you can turn it into your own personal lounge area.



**In-Floor Storage.** Safely store skis, boards, PFDs and more in the large in-floor locker that keeps the deck clear of clutter.



**Helm Seat.** Comfortable bucket-style helm seats look great and offer the durability of marine-grade vinyl. A flip-up bolster adds height when needed.



**Rear Entry.** The corner of the spacious sundeck easily flips up to provide convenient rear access and extra storage space.



**Bow Ladder.** The integrated bow ladder makes it easy to get in and out of the water.



**Bow Seating.** The roomy walk-in bow has comfortable padded seating with storage underneath the removable cushions.

**Cover.** A heavy-duty canvas mooring cover helps protect your boat when it's not in the water.



**Wake Tower.** Skiers and boarders in your gang will love the wake tower that's custom designed for the perfect fit.



**Snap-In Carpet.** Versatile snap-in carpet allows you to convert easily from fishing to comfortable cruising and family fun.



**Ski Tow Bar.** Get the most fun out of your boat with a ski tow bar that stows neatly away when not in use.



**Trailer.** Starcraft offers a range of trailer options. Check with your dealer for availability.



**Swim Platform.** This optional extended swim platform with integrated ladder makes it easy to climb aboard after tubing or skiing.



LIMITED I/O RE

1900 I/O RE



// **FACT** - Now you're making a statement.



50TH ANNIVERSARY PACKAGE

// Attitude.

» LOG ON. LEARN MORE. | WWW.STARCRAFTMARINE.COM



LIMITED 1900 I/O RE SPORT



// DRIVER'S CONSOLE



// SUNDECK




// REAR ENTRY




2150 I/O RE  
(SHOWN WITH OPTIONAL EUROPEAN PACKAGE)



2100 I/O RE SPORT



1900 I/O RE SPORT  
(SHOWN WITH OPTIONAL SNAP-IN CARPET)



1800 I/O RE SPORT  
(SHOWN WITH OPTIONAL SNAP-IN CARPET)



STARCRAFT LIMITED I/O RE SPECIFICATIONS

	2150 I/O RE	2100 I/O RE SPORT	1900 I/O RE SPORT	1800 I/O RE SPORT
Max HP	320	320	300	220
Fuel Capacity (gallons)	45	45	45	30
Length (w/out platform)	21' 2"	21' 2"	19' 2"	18' 1"
Beam	102"	102"	102"	92"
Weight (boat only)	2300	2300	2100	1725
Capacity (persons/lbs.)	(12) 1675	(12) 1675	(10) 1400	(8) 1200
Capacity	1900	1900	1500	1450
Inside Depth	32"	32"	32"	33"
Transom Width	99"	99"	99"	82"
Chine Width (at transom)	76"	76"	76"	78"
Transom Height (for engine)	N/A	N/A	N/A	N/A
Boat Motor and Trailer Length	25' 2"	25' 2"	23' 2"	22' 3"
Package Weight	3728	3728	3568	2838
Deadrise (deg. at transom)	17	17	17	14

COLOR OPTIONS: ■ BLACK ■ BLUE ■ CAMARY ■ CHAMPAGNE ■ RED ■ YELLOW  
ASK YOUR DEALER ABOUT THE 50TH ANNIVERSARY METAL-FLAKE GEL AND ACCESSORY OPTION.



LIMITED I/O & OB  
1700 I/O SPORT

// FACT - Smooth is all how you carry yourself.



AWARD OF  
**EXCELLENCE.**



(SHOWN WITH OPTIONAL WAKE TOWER)

// Agility.

» LOG ON. LEARN MORE. | WWW.STARCRAFTMARINE.COM



LIMITED 1700 I/O SPORT  
(SHOWN WITH OPTIONAL WAKEBOARD TOWER)



// DRIVER'S CONSOLE



// SUNDECK



// CONVERTIBLE STERN PLATFORM



1700 I/O SPORT  
(SHOWN WITH OPTIONAL WAKE TOWER)



1700 I/O SPORT  
(SHOWN WITH OPTIONAL FISH PACKAGE)



1700 OB SPORT

OPTIONAL FISH PACKAGE: ROD HOLDER, PLUMB LIVEWELL, BOW FISHING SEAT BASE, FISHING SEAT, CONVERTIBLE STERN PLATFORM.

STARCRRAFT LIMITED SPECIFICATIONS

	1700 I/O SPORT	1700 I/O SPORT FISH	1700 OB SPORT
Max HP	220	220	130
Fuel Capacity (gallons)	23	23	23
Length (w/out platform)	16' 10"	16' 10"	16' 10"
Beam	90"	90"	90"
Weight (boat only)	1550	1550	1520
Capacity (persons/lbs.)	(8) 1100	(8) 1100	(8) 1075
Capacity	1200	1200	1725
Inside Depth	33"	33"	33"
Transom Width	76"	76"	79"
Chine Width (at transom)	76"	76"	76"
Transom Height (for engine)	N/A	N/A	20"
Boat Motor and Trailer Length	20' 3"	20' 3"	20' 3"
Package Weight	2765	2765	2295
Deadrise (deg. at transom)	15	15	15

COLOR OPTIONS: ■ BLACK ■ BLUE ■ CAMARY ■ CHAMPAGNE ■ RED ■ YELLOW

STARCRAFT // Runabouts

09

*Since 1903*



LIMITED 2150 I/O RE  
(SHOWN WITH OPTIONAL EUROPEAN PACKAGE)



LIMITED 2100 I/O RE SPORT



LIMITED 1900 I/O RE SPORT  
(SHOWN WITH OPTIONAL SNAP-IN CARPET)





LIMITED 1800 I/O RE SPORT  
(SHOWN WITH OPTIONAL SNAP-IN CARPET)



LIMITED 1700 I/O SPORT  
(SHOWN WITH FISH PACKAGE)



LIMITED 1700 I/O SPORT  
(SHOWN WITH OPTIONAL WAKE TOWER)



LIMITED 1700 OB SPORT

	Limited 2150 I/O RE	Limited 2100 I/O RE Sport	Limited 1900 I/O RE Sport	Limited 1800 I/O Sport	Limited 1700 I/O Sport	Limited 1700 OB Sport
<b>HULL CONSTRUCTION</b>						
Lifetime Hull Warranty	S	S	S	S	S	S
5-Year Blister Warranty	S	S	S	S	S	S
Meets or Exceeds U.S. Coast Guard Requirements	S	S	S	S	S	S
NMMA Certified	S	S	S	S	S	S
Reverse Chine Hull	S	S	S	S	S	S
Integrated Stringer System	S	S	S	S	S	S
Injected Foam Construction	S	S	S	S	S	S
Fiberglass Bowliner	S	S	S	S	S	S
Full Fiberglass Innerliner	S	S	S	•	•	•
Extended Swim Platform with Boarding Ladder	S	S	S	S	S	•
Integrated Swim Step with Folding 3-Step Ladder	•	•	•	S	S	S
Stainless Steel Bow and Stern Eyes	S	S	S	S	S	S
Stainless Steel Gunnel Rail	S	S	S	O	O	O
Ski Tow Ring	S	S	S	S	S	O
Silent Choice Through-Hull Exhaust	O	O	O	•	•	•
Built-In Fuel Tank (Gallons)	(45)	(45)	(45)	(30)	(23)	(23)
<b>COCKPIT</b>						
Bucket Helm Seat with Slider	•	•	•	S	S	S
Bucket Helm Seat on Adjustable Slider with Flip-Up Bolster	S	S	S	O	O	O
Stern Bench Seat	S	S	S	S	S	S
Cushioned Sundeck	S	S	S	S	S	•
Rear Entry	S	S	S	•	•	•
Cushioned Bow Seating Area	•	S	S	S	S	S
Snap-In Carpet	O	O	O	•	•	•
Insert Converts Bow Area into Casting Deck with Fishing Seat	•	•	•	•	•	•
Aerated Livewell	•	•	•	•	•	•
Bow Panel: 12/24V Trolling Motor Plug and 8 Gal. Wire Harness, Main Motor Trim Switch, Livewell Fill Switch	•	•	•	•	•	•
<b>DASH AND CONSOLE</b>						
Dual Consoles with Walk-Through Tempered Glass Windshield	•	S	S	S	S	S
Custom-Molded Silver Metallic Dash	S	S	S	S	S	S
Tachometer	S	S	S	S	S	S
Speedometer	S	S	S	S	S	S
Fuel Gauge	S	S	S	S	S	S
Volt Gauge	S	S	S	S	S	S
Trim Gauge	S	S	S	S	S	O
Temperature Gauge	S	S	S	S	S	•
AM/FM Stereo with an Auxiliary Port for an mp3 Player	S	S	S	S	S	S
Marine Grade Speakers	(4)	(4)	(4)	(2)	(2)	(2)
Tilt Steering	S	S	S	O	O	O
Satellite Stereo	O	O	O	O	O	O
Tachometer Gauge with Hour Meter	O	O	O	O	O	O
Digital Depth Finder	O	O	O	O	O	O
6-Disc CD Changer	O	O	O	O	O	O
<b>ELECTRICAL</b>						
Circuit Breakers	S	S	S	S	S	S
Horn	S	S	S	S	S	S
Navigation Lights	S	S	S	S	S	S
Power Point	S	S	S	•	•	•
Courtesy Lights	S	S	S	•	•	•

**ELECTRICAL**

Remote Touchpad Stereo Control at Swim Platform

Limited 2150 I/O RE

O

Limited 2100 I/O RE Sport

O

Limited 1900 I/O RE Sport

O

Limited 1800 I/O Sport

•

Limited 1700 I/O Sport

•

Limited 1700 OB Sport

•

**PLUMBING**

Pressurized Freshwater Transom Shower

O

O

O

•

•

•

**MECHANICAL**

Tilt Steering

S

S

S

O

O

O

Hydraulic Tilt Steering

•

•

•

•

•

O

**CANVAS**

Bimini Top and Storage Boot

S

S

S

O

O

O

Cockpit and Bow Covers

•

•

O

O

O

O

Cockpit Cover

O

O

O

O

O

O

Enclosure Package: Visor, Sides and Aft Curtain

O

O

O

O

O

O

**UPGRADES**

Ski-Tow Option

S

S

S

S

S

O

Mooring Cover

O

O

O

O

O

O

Wake Tower

O

O

O

O

O

O

Fish Package

•

•

•

O

O

O

S | standard    O | option    • | not available on this model

Since 1903 

**STARCRAFT // Runabouts**  
**SPECIFICATIONS**

	Limited 2150 I/O RE	Limited 2100 I/O RE Sport	Limited 1900 I/O RE Sport	Limited 1800 I/O Sport	Limited 1700 I/O Sport	Limited 1700 OB Sport
Max HP/kw	320/239	320/239	300/223.7	220/164	220/164	130/97
Fuel Capacity (gallons/liters)	45/170.3	45/170.3	45/170.3	30/113.6	23/87	23/87
Length (without platform) (ft./m)	21' 2"/6.5	21' 2"/6.5	19' 2"/5.8	18' 1"/5.5	16' 10"/5.1	16' 10"/5.1
Beam (in./cm)	102"/259	102"/259	102"/259	92"/234	90"/229	90"/229
Weight (boat only) (lbs./kgs.)	2300/1043.3	2300/1043.3	2100/952.6	1725/782.5	1550/703.1	1520/689.4
Capacity (persons/lbs./kgs.)	(12) 1675/759.8	(12) 1675/759.8	(10) 1400/635	(8) 1200/544	(8) 1100/499	(8) 1075/487.6
Capacity (lbs./kgs.)	1900/861.8	1900/861.8	1500/680.4	1450/657.7	1200/544.3	1725/782.5
Inside Depth (in./cm)	32"/81	32"/81	32"/81	33"/84	33"/84	33"/84
Transom Width (in./cm)	99"/252	99"/252	99"/252	82"/208	76"/193	79"/201
Chine Width (at transom) (in./cm)	76"/193	76"/193	76"/193	78"/198	76"/193	76"/193
Transom Height (for engine) (in./cm)	N/A	N/A	N/A	N/A	N/A	20"/51
Boat Motor and Trailer Length (ft./m)	25' 2"/7.7	25' 2"/7.7	23' 2"/7.1	22' 3"/6.8	20' 3"/6.2	20' 3"/6.2
Package Weight (lbs./kgs.)	3728/1691	3728/1691	3568/1618.5	2838/1287.3	2765/1254.2	2295/1041
Deadrise (deg. at transom)	17	17	17	14	15	15

# PONTOONS

## CONSTRUCTION & WARRANTY



THE STARCRAFT // Difference

### PONTOON CONSTRUCTION

#### 1 DECK

Our decks feature a seven-layer, pressure-treated plywood that won't warp or rot, and they're secured firmly to the z-channels with through-bolts and screws. That's why we offer a lifetime, transferable warranty on our pontoon decks.

#### 2 CROSS CHANNEL CONSTRUCTION

There's no substitute for a strong foundation — especially if you want the power of a four-stroke engine. Starcraft's exclusive cross channel construction features heavy-duty hat channels that are double through-bolted onto the deck risers for exceptional support and structural integrity. It's industry-leading construction designed to give you years of strength and reliability.

#### 3 CARPET

There's more than great looks to our seamless plush pile carpet. It's made of 100% U.V. stabilized polypropylene and comes with a five-year warranty. To make sure it stays in place, it's bonded to the deck with marine adhesive, then secured with 200 lbs. of rolling weight, and, finally, fastened to the perimeter with stainless steel staples.

#### 4 SPACERS

It's impossible to have a boat in the water without getting some on the deck. The trick is to keep it from creating problems by staying there. So our pontoons feature  $\frac{3}{8}$ " spacers between the fence bottom and the deck, allowing water to drain easily and cutting carpet drying time in half. And, our rotocast furniture features special 360° integrated drains to channel excess water off the boat.

#### 5 FENCING

For added strength, the fencing on Starcraft pontoons features supplemental cross members. The sturdy, foam-backed .030 aluminum panels eliminate rattling, look great and are built tough with our exclusive process in which we bake on polyester paint at over 400 degrees. We make sure the railings look great for years by using either anodized aluminum or metallic powder coating.

#### 6 TUBE CONSTRUCTION

Starcraft pontoons are lighter, more powerful and offer better fuel economy thanks to unique air-filled tubes. For strength, we use heavy .080 gauge aluminum. We also add rear anti-electrolysis drain plugs for easy draining. And finally, we back our tubes with a lifetime warranty.

#### 7 NOSE CONE

Starcraft's nose cones are designed for maximum performance. Two 13" fins deflect water away from the boat, for a smooth, dry ride. An anti-puncture skid bar adds an extra layer of protection and helps with steering control. For strength and protection against sharp edges, there's also an extruded aluminum cap.

#### 8 NIGHT LIGHTS

All models of Starcraft pontoons have interior courtesy lights that make sure you and your passengers can use your boat safely both day and night. Several models also include lighted entryways as well as our elegant signature lighted exterior arch.

### » STARCRAFT WARRANTY

Starcraft offers a variety of outstanding warranties on our boats. All of our pontoons come with unbeatable lifetime limited warranties on decks, tubes and transoms. We also offer a five-year limited warranty on marine grade carpet and a five-year limited warranty on upholstery vinyl on most models. For complete warranty information on any particular pontoon boat, contact your Starcraft dealer.



Starcraft pontoons are built to last, starting with quality materials including marine alloy aluminum, stainless steel, 7-layer pressure treated plywood and extruded Z-bar and hat channel cross members. Then each piece is constructed by experienced professionals for unsurpassed quality.

MAJESTIC // Standards  
*Since 1903*



**Driver's Console with Lowrance GPS.** Welcome to the water's most luxurious helm, with a custom console, built-in 383 Lowrance GPS system with depth finder, full instrumentation, a deluxe wheel and hydraulic steering.

**USB Port.** Hook up your mp3 player for instant music or to pre-load all of your favorite songs directly into the boat and control them through the on-board stereo.



**Changing Room.** A lockable, pop-up changing room provides privacy and convenience.



**Ski Tow.** Watersports are made easy with this ski tow that allows convenient attachment of tow ropes and keeps them away from the motor.

**Playpen Cover.** Keep your boat covered when docked, in storage or on the road with our heavy-duty playpen cover.



**Rear Entry Platform with Ladder.**

A large rear entry area makes it easy to load and unload passengers, and a four-step ladder helps swimmers and skiers get in and out of the water.



**Umbrella Table.** The large umbrella mounts easily on the bow table and is stowed under the bimini top when not in use.



**Under Deck Liner.** The Majestic has raised the bar for performance with the combination of aluminum bottom skin and our flow-through tube design which controls water flow directly to the propeller.



**Galley.** A freshwater sink, with shelving and water tank storage underneath, provides a convenient place to prepare meals and refreshments on longer outings.



**Porta Potti.** Stay out on the water all day with the added convenience of a Porta Potti onboard.



**Refrigerator.** Complement your galley and complete your refreshment center with this optional refrigerator, perfect for keeping drinks and snacks well chilled.



**Flexible Floorplans.** Replace your portside couch with 2 portside Captain's chairs and a table for the ultimate entertaining experience.



**Tri-Toon.** The superior performance of the tri-toon gives you a stable, quiet ride.



**Bow Filler.** Extra furniture unit in the bow adds seating and versatility to your boat.



**Performance Package.** Add lifting strakes and experience a new level of performance on your Majestic – from more lift and speed to better handling.



**Vinyl Floor or Vinyl Floor with Snap-In Carpet.** You can choose vinyl flooring alone for ease of cleaning or choose vinyl floor with snap-in carpet for a versatile floor that converts easily from fishing to comfortable cruising.

MAJESTIC  
256 RE CR



// **FACT** - Starcraft redefines the luxury pontoon experience.



// Prestige.

WWW.STARCRAFTMARINE.COM

» LOG ON. LEARN MORE.



MAJESTIC 256 RE CR


// DRIVER'S CONSOLE



// GALLEY



// CHANGE ROOM



276 RE CR  
(276 RE NOT SHOWN)



256 RE CR  
(256 RE NOT SHOWN)



236 RE CR  
(236 RE NOT SHOWN)



216 RE CR  
(216 RE NOT SHOWN)

**STARCRAFT**  
MAJESTIC  
SPECIFICATIONS

	276 RE CR / 276 RE	256 RE CR / 256 RE	236 RE CR / 236 RE	216 RE CR / 216 RE
Max HP*	200	200	150	150
Fuel Capacity (gallons)	35	35	30	35
Length	27' 3"	25' 3"	23' 3"	21' 3"
Beam	102"	102"	102"	102"
Weight (boat only)	2750	2600	2600	2506
Capacity (persons/lbs.)	(18) 3250	(14) 2850	(13) 2260	(14) 1970
Capacity	3250	2850	2450	2775
Fence Height	27"	27"	27"	27"
Transom Height	20"	20"	20"	20"
Tube Diameter	25"	25"	25"	25"
Aluminum Gauge	.080"	.080"	.080"	.080"

\* TRI-TOON OPTION WILL INCREASE HP, PLEASE SEE DEALER FOR DETAILS.

COLOR/CARPET OPTIONS: ■ BLACK/TAN ■ BLUE/TAN ■ BURGUNDY/TAN  
■ CHAMPAGNE/TAN ■ STEEL/TAN



LIMITED / STARFISH // Standards  
*Since 1903*



**Driver's Console.** Rosewood panels, domed gauges and the quick-release smoked Plexiglas® windscreen give the dash a sporty elegance. The in-dash power port and storage for portable electronics is convenient but still leaves room for the optional GPS system and an optional depth finder (shown).

**Changing Room.** The pop-up changing room (on RE CR models) offers privacy and convenience on the water.



**Rear Entry and Ladder.** A large rear entry area makes it easy to load and unload passengers, and a four-step ladder helps swimmers and skiers get in and out of the water.



**Rear Fishing Station.** Stow all of your fishing gear and keep your rods handy but securely out of the way at this rear fishing station. (Starfish only.)



**In-Seat Storage.** A large storage area is hidden under the bow seats, thanks to flip-up cushions.



**Docking Lights.** The added touch that makes night cruising safer with easier docking.

**Aerated Livewell.** Keep your catch healthy all day with the spacious, aerated livewell. (Starfish only.)



**Fencing.** Sturdy and looks great because we treat the aluminum panels with our exclusive process in which we bake on polyester paint at over 400 degrees and finish the railings with a metallic powder coating.





**Depth Finder.** The perfect extra for the serious angler.

**Flexible Floorplans.** Replace your portside bow couch with two portside Captain's chairs and a table for the ultimate entertaining experience.



**Ski Tow.** The optional ski tow adds even greater versatility to your pontoon and allows you to take advantage of its power.



**Porta Potti.** Stay out on the water all day with the added convenience of a Porta Potti onboard.



**Umbrella Table.** The large color-coordinated umbrella mounts easily on the bow table and is stowed under the bimini top when not in use.



**Fish Finder.** Fish the best spots with an optional fish finder. (Standard on Starfish.)



**Tri-Toon.** The superior performance of the tri-toon gives you a stable, quiet ride.



**Vinyl Floor or Vinyl Floor with Snap-In Carpet.** You can choose vinyl flooring alone for ease of cleaning or choose vinyl floor with snap-in carpet for a versatile floor that converts easily from fishing to comfortable cruising.

**Playpen Cover.** Keep your boat covered when docked, in storage or on the road with our heavy-duty playpen cover.



**Performance Package.** Upgrade the ride of your pontoon with a performance package that includes an under deck liner, lifting strakes, ski tow bar and hydraulic steering. (Not pictured.)

LIMITED RE CR  
246 RE CR

// FACT - The whole point is plenty of fun for everyone.



(SHOWN WITH OPTIONAL SKI TOW)

NEED A SPORTIER LOOK? SPORT GRAPHICS PACKAGE AVAILABLE WITH BLACK OR WHITE FENCE PANELS.  
(SHOWN WITH BLACK FENCE PANELS, OPTIONAL LIFTING STRAKES ON TUBES AND OPTIONAL SKI TOW.)

// Family.

» LOG ON. LEARN MORE. | WWW.STARCRAFTMARINE.COM



LIMITED 246 RE CR




// DRIVER'S CONSOLE



// SUNDECK SHOWN WITH OPTIONAL SKI TOW.



// DOCKING LIGHT



246 RE CR  
(SHOWN WITH OPTIONAL SKI TOW)  
(246 RE NOT SHOWN)

226 RE  
(SHOWN WITH OPTIONAL SKI TOW)  
(226 RE CR NOT SHOWN)

206 RE CR  
(SHOWN WITH OPTIONAL SKI TOW)  
(206 RE NOT SHOWN)

**STARCRRAFT**  
LIMITED RE CR  
SPECIFICATIONS

	246 RE CR	246 RE	226 RE CR	226 RE	206 RE CR	206 RE
Max HP	150	150	150	150	115	115
Fuel Capacity (gallons)	30	30	24	24	24	24
Length	24' 3"	24' 3"	22' 3"	22' 3"	20' 3"	20' 3"
Beam	102"	102"	102"	102"	102"	102"
Weight (boat only)	2417	2417	1950	1950	1875	1875
Capacity (persons/lbs.)	(14) 1950	(14) 1950	(14) 1700	(14) 1700	(12) 1410	(12) 1410
Capacity	2590	2590	2200	2200	2000	2000
Fence Height	27"	27"	27"	27"	27"	27"
Transom Height	20"	20"	20"	20"	20"	20"
Tube Diameter	25"	25"	25"	25"	25"	25"
Aluminum Gauge	.080"	.080"	.080"	.080"	.080"	.080"

COLOR/CARPET OPTIONS: ■ BLUE/GREY ■ BURGUNDY/GREY ■ CHAMPAGNE/TAN  
■ SPORT/GREY ■ STEEL/GREY

STARFISH  
246 4 PT.



// FACT - From here, generations have reeled in their first catch.

// Fishing.

WWW.STARCRAFTMARINE.COM

» LOG ON. LEARN MORE.


STARFISH 246 4 PT. RE CR




// DRIVER'S CONSOLE

// ROD STORAGE


// CHANGE ROOM



246 4 PT. RE CR



226 4 PT. RE CR



206 4 PT. CR

STARCRAFT  
STARFISH  
SPECIFICATIONS

246 4 PT. RE CR

226 4 PT. RE CR

206 4 PT. CR

Max HP	150	125	115
Fuel Capacity (gallons)	24	24	24
Length	24' 3"	22' 3"	20' 3"
Beam	102"	102"	102"
Weight (boat only)	2250	1950	1850
Capacity (persons/lbs.)	(14) 1700	(14) 1700	(12) 1410
Capacity	2400	2200	2000
Fence Height	27"	27"	27"
Transom Height	20"	20"	20"
Tube Diameter	25"	25"	25"
Aluminum Gauge	.080"	.080"	.080"

COLOR/CARPET OPTIONS: ■ BLUE/GREY ■ BURGUNDY/GREY ■ CHAMPAGNE/TAN  
■ SPORT/GREY ■ STEEL/GREY

SEE PAGE 44 FOR IMAGE OF THE SPORT GRAPHICS PACKAGE.



CLASSIC // Standards  
*Since 1903*



**Driver's Console.** The sophisticated console features a custom molded dash, recessed knee room, a footrest, a courtesy light, document storage, an optional gauge package and an optional sunscreen, shown here.



**In-Seat Storage.** Flip-up cushions provide access to large dry storage areas.



**Recessed Cupholders.** Beverages stay securely in place thanks to the well-designed recessed cupholders.



**Rear Entry and Ladder.** A large rear entry area makes it easy to load and unload passengers, and a four-step ladder helps swimmers and skiers get in and out of the water.



**Bimini Top.** Starcraft's bimini tops look great, are easy to use and offer protection from the sun. Available in colors to match your pontoon.



**Fencing.** Sturdy and looks great because we treat the aluminum panels with our exclusive process in which we bake on polyester paint at over 400 degrees and finish with anodized aluminum railings.





**Changing Room.** A drop-down changing room offers privacy and convenience on the water.



**Gauge Package.** The optional gauge package allows you to upgrade the looks of your console and includes a deluxe gauge brow, tachometer, trim gauge and voltmeter.

**Table.** Our removable table with screw-in base is perfect for sharing snacks or light meals on the water.



**Radio and Speakers.** Upgrade your entertainment with an AM/FM radio with an auxiliary port for an mp3 player.



**Porta Potti.** Stay out on the water all day with the added convenience of a Porta Potti onboard.

**Playpen Cover.** Keep your boat covered when docked, in storage or on the road with our heavy-duty playpen cover.



**Value Package.** Add a number of our most popular options to your pontoon with a money-saving value package that includes a table, a drop-down changing room and a stereo with two speakers.



CLASSIC  
200 RE

// FACT - One of its most remarkable features is the price tag.



// Value.

» LOG ON. LEARN MORE. | WWW.STARCRAFTMARINE.COM

CLASSIC 240 RE CRUISE

// DRIVER'S CONSOLE

// CHANGE ROOM

// IN-SEAT STORAGE



240 RE FISH  
(SHOWN WITH OPTIONAL  
VALUE PACKAGE)



200 RE CRUISE



200 2 PT.



140 FISH

**STARCRRAFT**  
CLASSIC  
SPECIFICATIONS

	240 RE FISH	240 RE CRUISE	200 FISH	200 RE CRUISE	200 2 PT.	180 RE CRUISE	140 FISH
Max HP	90	90	90	90	60	50	25
Fuel Capacity (gallons)	24	24	24	Port. Tank	Port. Tank	Port. Tank	Port. Tank
Length	20' 3"	20' 3"	20' 3"	20' 3"	20' 3"	18' 3"	14' 3"
Beam	96"	96"	96"	96"	96"	96"	96"
Weight (boat only)	1850	1850	1850	1850	1750	1425	875
Capacity (persons/lbs.)	(12) 1200	(12) 1200	(12) 1200	(12) 1200	(12) 1200	(9) 950	(6) 1025
Capacity	2000	2000	2000	2000	2000	1750	1000
Fence Height	27"	27"	27"	27"	27"	27"	27"
Transom Height	20"	20"	20"	20"	20"	20"	20"
Tube Diameter	23"	23"	23"	23"	23"	23"	23"
Aluminum Gauge	.080"	.080"	.080"	.080"	.080"	.080"	.080"

VALUE PACKAGE: TABLE, DROP-DOWN CHANGING ROOM AND STEREO WITH TWO SPEAKERS.

COLOR/CARPET OPTIONS: ■ BLUE/TAN ■ RED/TAN ■ CHAMPAGNE/TAN  
(240 RE CRUISE, 200 FISH AND 180 RE CRUISE NOT SHOWN.)



MAJESTIC 276 RE CR  
276 RE NOT SHOWN



LIMITED 246 RE CR (SHOWN WITH OPTIONAL  
PORTSIDE CAPTAIN'S CHAIRS AND TABLE AND  
OPTIONAL SKI TOW) 246 RE NOT SHOWN



MAJESTIC 256 RE CR  
256 RE NOT SHOWN



LIMITED 226 RE  
(SHOWN WITH OPTIONAL SKI TOW)



MAJESTIC 236 RE CR  
236 RE NOT SHOWN



LIMITED 226 RE CR  
(SHOWN IN SPORT WITH OPTIONAL SKI TOW)



MAJESTIC 216 RE CR  
216 RE NOT SHOWN



LIMITED 206 RE CR  
(SHOWN WITH OPTIONAL SKI TOW)  
206 RE NOT SHOWN



STARFISH 246 4 PT. RE CR



CLASSIC 200 RE CRUISE



STARFISH 226 4 PT. RE CR




CLASSIC 200 RE FISH



STARFISH 206 4 PT. CR



CLASSIC 200 2 PT.



CLASSIC 240 RE CRUISE  
(SHOWN WITH OPTIONAL VALUE PACKAGE  
AND OPTIONAL GAUGE PACKAGE)



CLASSIC 180 RE CRUISE



CLASSIC 240 RE FISH  
(SHOWN WITH OPTIONAL VALUE PACKAGE)



CLASSIC 140 CRUISE



STARCRAFT // Pontoons  
STANDARDS & OPTIONS

HULL CONSTRUCTION

	Majestic 276 RE CR Majestic 276 RE	Majestic 256 RE CR Majestic 256 RE	Majestic 236 RE CR Majestic 236 RE	Majestic 216 RE CR Majestic 216 RE	Limited 246 RE CR Limited 246 RE	Limited 226 RE CR Limited 226 RE	Limited 206 RE CR Limited 206 RE	Starfish 246 4 PT. RE CR	Starfish 226 4 PT. RE CR	Starfish 206 4 PT. CR	Classic 240 RE Fish	Classic 240 RE Cruise	Classic 200 Fish	Classic 200 2- PT.	Classic 200 RE Cruise	Classic 180 RE	Classic 140 Fish
Lifetime Limited Floor/Deck/Tubes/Transom Warranty	S	S	S	S	S	S	S	S	S	S	S	S	S	S	S	S	S
NMMA Certified .080 Marine Grade 5052 H34 Aluminum Pontoon Tubes	S	S	S	S	S	S	S	S	S	S	S	S	S	S	S	S	S
Full-Length Keels	S	S	S	S	S	S	S	S	S	S	S	S	S	S	S	S	S
Marine Grade Decking	S	S	S	S	S	S	S	S	S	S	S	S	S	S	S	S	S
Through-Bolted Deck with All Seams Double Sealed	S	S	S	S	S	S	S	S	S	S	S	S	S	S	S	S	S
All Welded Aluminum Transom	S	S	S	S	S	S	S	S	S	S	S	S	S	S	S	S	S
Tough Color Matched Powder Coated 1¼" Aluminum Fence Rails	S	S	S	S	S	S	S	S	S	S	S	S	S	S	S	S	•
Insulated Fence Panels	S	S	S	S	S	S	S	S	S	S	S	S	S	S	S	S	S
Marine Grade UV Stable Carpet	S	S	S	S	S	S	S	S	S	S	S	S	S	S	S	S	S
Built-In Fuel Tank (Gal.)	(35)	(35)	(35)	(35)	(24)	(24)	(24)	(24)	(24)	(24)	O	O	O	•	O	•	•
Convenient Rear Entry	S	S	S	S	S	S	S	S	S	S	S	S	S	•	S	S	•
Bow Filler	O	O	O	O	O	O	O	O	•	O	•	•	•	•	•	•	•
Bow Panel with 12/24V Plug for Trolling Motor	•	•	•	•	•	•	•	O	O	O	•	•	•	•	•	•	•

DECK AMENITIES

Classic Value Package: AM/FM Stereo with Auxiliary mp3 Port, 2 Marine Grade Speakers, Removable Table w/Locking Twist-In Base, Drop Down Changing Room	•	•	•	•	•	•	•	•	•	•	O	O	O	O	O	O	•
Rotocast Furniture Bases with Integrated Drains	S	S	S	S	S	S	S	S	S	S	S	S	S	S	S	S	•
Helm Seat with Slider	S	S	S	S	S	S	S	S	S	S	S	S	S	•	S	S	•
Deluxe Fishing Seats with Pinchless Hinges (Qty.)	•	•	•	•	•	•	•	(4)	(4)	(4)	(2)	•	(2)	(2)	•	•	(2)
Bow Chaise Lounge(s)	S	S	S	•	S	S	•	•	S	•	•	•	•	•	•	•	•
Aft L-Seating Group	S	S	S	S	S	S	S	S	S	S	S	S	S	S	S	S	•
Bow Couch(es)	S	S	S	S	S	S	S	•	•	•	S	S	S	S	S	S	•
Umbrella and Table	S	S	S	S	O	O	O	O	O	O	•	•	•	•	•	•	•
Sundeck	S	S	S	S	S	S	S	S	S	S	S	S	S	•	S	•	•
Rod Storage or Rod Holders	•	•	•	•	•	•	•	S	S	S	S	•	S	•	•	•	•
Boarding Ladder	S	S	S	S	S	S	S	S	S	S	S	S	S	O	O	O	O
Ski Tow Bar/Eye	O	O	O	O	S	S	S	S	O	S	S	S	•	•	•	•	•
Lockable Pop-Up Changing Room*	•	•	S	S	S	S	S	S	S	S	•	•	•	•	O	•	•
Drop Down Changing Room	•	•	•	•	•	•	•	•	•	•	O	O	O	O	O	O	O
2 Captain's Chairs and Table on Port Side	O	O	O	O	O	O	•	•	•	•	•	•	•	•	•	•	•

DASH AND CONSOLE

Deluxe Fiberglass Console with Recessed Knee Room and Footrest	S	S	S	S	S	S	S	S	S	S	•	•	•	•	•	•	•
Quick-Release Smoked Plexiglas® Windscreen	S	S	S	S	S	S	S	S	S	S	O	O	O	O	O	O	O
Custom-Molded Dash	S	S	S	S	S	S	S	S	S	S	•	•	•	•	•	•	•
Tachometer	S	S	S	S	S	S	S	S	S	S	•	•	•	•	•	•	•
Speedometer	S	S	S	S	S	S	•	S	S	S	•	•	•	•	•	•	•
Fuel Gauge	S	S	S	S	S	S	S	S	S	S	•	•	•	•	•	•	•
Voltmeter	S	S	S	S	S	S	S	S	S	S	S	•	•	S	•	•	•

## DASH AND CONSOLE

	Majestic 276 RE CR Majestic 276 RE	Majestic 256 RE CR Majestic 256 RE	Majestic 236 RE CR Majestic 236 RE	Majestic 216 RE CR Majestic 216 RE	Limited 246 RE CR Limited 246 RE	Limited 226 RE CR Limited 226 RE	Limited 206 RE CR Limited 206 RE	Starfish 246 4 PT. RE CR	Starfish 226 4 PT. RE CR	Starfish 206 4 PT. CR	Classic 240 RE Fish	Classic 240 RE Cruise	Classic 200 Fish	Classic 200 2 PT.	Classic 200 RE Cruise	Classic 180 RE	Classic 140 Fish
Classic Gauge Package: Deluxe Gauge, Brow, Tachometer, Trim Gauge, Voltmeter	•	•	•	•	•	•	•	•	•	•	•	•	•	•	•	•	•
Trim Gauge	S	S	S	S	O	O	O	S	S	O	•	•	•	•	•	•	•
Compass	S	S	S	S	O	O	O	O	O	O	•	•	•	•	•	•	•
Depth Finder	S	S	S	S	O	O	O	O	O	O	•	•	•	•	•	•	•
Lanyard Safety Switch	S	S	S	S	S	S	S	S	S	S	S	S	S	S	S	S	S
AM/FM Stereo with Auxiliary mp3 Port	S	S	S	S	S	S	S	S	S	S	S	O	O	O	O	O	O
Marine Grade Speakers (Qty.)	(4)	(4)	(4)	(4)	(2)	(2)	S	(2)	(2)	(2)	O	O	O	O	O	O	O
Integrated Beverage Holders	S	S	S	S	S	S	S	S	S	S	O	S	S	S	S	S	S
Tilt Steering	S	S	S	S	O	O	O	S	S	O	•	•	•	•	•	•	•
Tilt Hydraulic Steering	S	S	S	S	O	O	O	S	S	O	•	•	•	•	•	•	•
Power Point with Breaker	S	S	S	S	O	O	O	O	O	O	O	O	O	O	O	O	O

## ELECTRICAL

Navigation Lights	S	S	S	S	S	S	S	S	S	S	S	S	S	S	S	S	S
Docking Lights	S	S	S	S	O	O	O	O	O	O	O	O	O	O	O	•	•
Courtesy Lights	S	S	S	S	S	S	S	S	S	S	•	•	•	•	•	•	•
Remote Touch Pad for Stereo	S	S	S	S	O	O	O	O	O	O	•	•	•	•	•	•	•

## PLUMBING

Aerated Livewell	•	•	•	•	•	•	•	S	S	S	•	•	S	S	•	•	S
Porta Potti	O	O	O	O	O	O	•	O	O	O	•	•	•	•	•	•	•

## CANVAS

Color-Coordinated Bimini Top with Storage Boot	S	S	S	S	S	S	S	S	S	S	S	S	S	S	S	S	S
Playpen Cover	S	S	S	S	O	O	O	O	O	O	O	O	O	O	O	O	O

\* Only available on RE CR versions

S | standard

O | option

• | not available on this model

## STARCRAFT // Pontoons

### SPECIFICATIONS

	Majestic 276 RE CR Majestic 276 RE	Majestic 256 RE CR Majestic 256 RE	Majestic 236 RE CR Majestic 236 RE	Majestic 216 RE CR Majestic 216 RE	Limited 246 RE CR Limited 246 RE	Limited 226 RE CR Limited 226 RE	Limited 206 RE CR Limited 206 RE	Starfish 246 4 PT. RE CR	Starfish 226 4 PT. RE CR	Starfish 206 4 PT. CR	Classic 240 RE Fish	Classic 240 RE Cruise	Classic 200 Fish	Classic 200 2 PT.	Classic 200 RE Cruise	Classic 180 RE	Classic 140 Fish
Max HP/kw	200/149	200/149	150/112	150/112	150/112	150/112	115/86	150/112	125/86	115/86	90/67	90/67	90/67	60/45	90/67	50/38	25/18.4
Fuel Capacity (gallons/liters)	35/132.5	35/132.5	30/113.6	35/132.5	30/113.6	24/90.8	24/90.8	24/90.8	24/90.8	24/90.8	24/90.8	24/90.8	24/90.8	Port. Tank	Port. Tank	Port. Tank	Port. Tank
Length (feet/meters)	27' 3"/7.8	25' 3"/7.7	23' 3"/7.1	21' 3"/6.5	24' 3"/7.4	22' 3"/6.8	20' 3"/6.2	24' 3"/7.4	22' 3"/6.8	20' 3"/6.2	20' 3"/6.2	20' 3"/6.2	20' 3"/6.2	20' 3"/6.2	20' 3"/6.2	18' 3"/5.6	14' 3"/4.3
Beam (in./cm)	102"/259	102"/259	102"/259	102"/259	102"/259	102"/259	102"/259	102"/259	102"/259	102"/259	96"/244	96"/244	96"/244	96"/244	96"/244	96"/244	96"/244
Weight (boat only) (lbs./kgs.)	2750/1247.4	2600/1179.3	2600/1179.3	2506/1136.7	2417/1096.4	1950/884.5	1875/850.5	2250/1020.6	1950/884.5	1850/839.1	1850/839.1	1850/839.1	1850/839.1	1750/793.8	1850/839.1	1425/646.4	875/396.9
Capacity (persons/lbs./kgs.)	(18) 3250/1474.2	(14) 2850/1292.7	(13) 2260/1025.1	(14) 1970/893.6	(14) 1950/884.5	(14) 1700/771.1	(12) 1410/639.6	(14) 1700/771.1	(14) 1700/771.1	(12) 1410/639.6	(12) 1200/544.3	(12) 1200/544.3	(12) 1200/544.3	(12) 1200/544.3	(12) 1200/544.3	(9) 950/430.9	(6) 1025/464.9
Capacity (lbs./kgs.)	3250/1474.2	2850/1292.7	2450/1111.3	2775/1258.7	2590/1174.8	2200/997.9	2000/907.2	2400/1088.6	2200/997.9	2000/907.2	2000/907.2	2000/907.2	2000/907.2	2000/907.2	2000/907.2	1750/793.8	1000/453.6
Fence Height (in./cm)	27"/69	27"/69	27"/69	27"/69	27"/69	27"/69	27"/69	27"/69	27"/69	27"/69	27"/69	27"/69	27"/69	27"/69	27"/69	27"/69	27"/69
Transom Height (in./cm)	20"/51	20"/51	20"/51	20"/51	20"/51	20"/51	20"/51	20"/51	20"/51	20"/51	20"/51	20"/51	20"/51	20"/51	20"/51	20"/51	20"/51
Tube Diameter (in./cm)	25"/64	25"/64	25"/64	25"/64	25"/64	25"/64	25"/64	25"/64	25"/64	25"/64	23"/58	23"/58	23"/58	23"/58	23"/58	23"/58	23"/58
Aluminum Gauge (in./cm)	.080"/2.03	.080"/2.03	.080"/2.03	.080"/2.03	.080"/2.03	.080"/2.03	.080"/2.03	.080"/2.03	.080"/2.03	.080"/2.03	.080"/2.03	.080"/2.03	.080"/2.03	.080"/2.03	.080"/2.03	.080"/2.03	.080"/2.03

Since 1903 



## » GET IN ON THE FUN. GET SMART ABOUT SAFETY.

Now there's a great way to guide your children through some important safety dos and don'ts: the Starcraft Coloring Book. Simply visit the website to get your child's free copy. In addition, your child can color an original picture of your family in a Starcraft boat to join the Starcraft Kids Club. Every Kid's Club member receives a free gift.



### BOATING SAFETY CHECKLIST

As the owner and captain of the boat, you are responsible for taking a few steps to make sure everyone stays safe and has a great time. Here are some quick checks you should make every time you put your boat in the water.

- Top off the fuel tank—because running out of fuel is the single greatest boating hazard
- Perform an overall inspection—give your boat a once-over before each time out
- Check the bilge—look for water or fuel
- Test all systems—make sure the engine, blower, bilge pump and lights are all running smoothly
- Double check the drain plug—sounds like a no-brainer, but do it anyway
- Follow the capacities displayed on the certification plate—never overload your boat
- Distribute the weight of passengers and gear equally, from side to side and front to back. Pay particular attention to the amount of weight you have in an open bow

### SUN SAFETY

Starcraft wants everyone to be aware of the dangers of sunburn. Use the following guidelines to keep everyone safe from skin damage.

- Avoid prolonged direct exposure to the sun when it is the strongest, between 10 a.m. and 4 p.m.
- Use waterproof sunscreen of SPF 15 or higher and reapply frequently
- Wear protective clothing, wide-brimmed hats and sunglasses that provide UV protection
- White jersey T-shirts provide the equivalent of only 5 SPF, while darker colors and special Ultra Protection Factor (UPF) fabrics offer increased protection
- Be aware that sunburns may occur on cloudy days, too





### NOW YOU'RE PART OF THE FAMILY.

The people who work at Starcraft are more than a team. We're family. So, we're proud of each other and what we do — and it shows in the quality and craftsmanship of every Starcraft product. That's why our entire company is committed to making sure you get every ounce of enjoyment from your new purchase. If you ever have a question about your boat, or simply want to know more about the complete line of Starcraft pontoons, deckboats and runabouts, visit our website at [www.starcraftmarine.com](http://www.starcraftmarine.com).

### ONE FOR EVERYONE

Federal law requires that you carry at least one wearable (Type I, II or III) Personal Flotation Device (PFD) for each passenger, as well as one throwable (Type IV) PFD. There are many different styles, designed to be comfortable for every activity. And most importantly, each passenger should have one that fits properly, especially children and non-swimmers.

# STARCRAFT

Step

**STARCRAFT**  
TWO-THOUSAND NINE 

TO ORDER YOUR FREE SAFETY COLORING BOOK AND TO JOIN  
THE STARCRAFT KIDS CLUB, VISIT [WWW.STARCRAFTMARINE.COM](http://WWW.STARCRAFTMARINE.COM).  
TO TALK TO THE DEALER NEAREST YOU, DIAL 1-866-772-4538.  
Connects directly to dealer. Please call during business hours.

Authorized Starcraft dealer:

STARCRAFT PROUDLY OFFERS:



In the interest of continually developing the finest products possible, Starcraft reserves the right to change products and specifications without notice. All representations in this catalog are believed to be correct at the time of publication. Some optional equipment may be shown in some photographs. Some models may not be available outside the United States.

© 2009 Starcraft Marine Printed in U.S.A. 01/09 296-B-11

Starcraft Marine | P.O. Box 65 | 68143 Clunette Street | New Paris, IN 46553



» LOG ON. LEARN MORE. | [WWW.STARCRAFTMARINE.COM](http://WWW.STARCRAFTMARINE.COM)