


# STARCRAFT

M A G A Z I N E



08





## INTRODUCING THE HOTTEST BOATS ON THE WATER.

This year, Starcraft pulled out all the stops. Whether you're looking for an aluminum fishing, fiberglass or pontoon boat, we're sure to have something to get you all fired up. All our boats come with the unbeatable Starcraft quality and we stand behind our construction 100%. We are innovators, finding new ways to enhance our boats' performance, comfort and versatility year after year. So while other companies play catch-up, we're leading the way. Starcraft offers the widest range of aluminum fishing boats, pontoon and fiberglass pleasure craft — all inspired

from feedback from our customers. And of course, there's family and heritage. We've been building quality boats for more than 100 years. Generation after generation, we continue to be a family business. So we know firsthand how much you value your time with friends and loved ones. It's behind everything we do. Now it's time to sit down and buckle yourself in. You're about to experience the hottest boats on the water.

Starcraft has gone green.  
Go to page 21 for details.





Starcraft is honored to receive NMMA's CSI award for our fiberglass products. As a company that always strives for the best — from customer satisfaction to the finest details of craftsmanship — we take pride in this recognition of Starcraft's continued commitment to excellence.



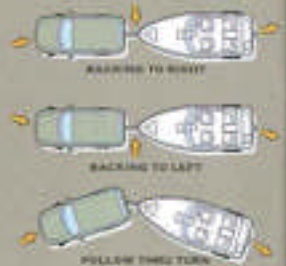
CONTENTS

<b>08 DECK BOATS</b> ..... <b>6</b>	<b>08 RUNABOUTS</b> ..... <b>32</b>	<b>08 PONTOONS</b> ..... <b>56</b>	<b>08 ARTICLES</b>
Construction..... <b>8</b>	Construction..... <b>34</b>	Construction..... <b>58</b>	Boating Safety..... <b>4</b>
Standards & Options..... <b>10</b>	Standards & Options..... <b>36</b>	Standards & Options 1..... <b>60</b>	Family Fun..... <b>30</b>
Aurora Star Step I/O..... <b>12</b>	Limited I/O & Cuddy..... <b>38</b>	Majestic..... <b>62</b>	Tow Zone..... <b>52</b>
Aurora Star Step OB..... <b>14</b>	Limited I/O RE..... <b>40</b>	Elite..... <b>64</b>	Boating Glossary..... <b>82</b>
Limited DC I/O..... <b>16</b>	Limited I/O..... <b>42</b>	Elite Weekender and Camper Enclosures..... <b>66</b>	Kids Club..... <b>83</b>
Limited DC OB..... <b>18</b>	Limited Fish..... <b>44</b>	Standards & Options 2..... <b>68</b>	
Limited Low Profile I/O..... <b>20</b>	Limited OB..... <b>46</b>	Starfish..... <b>70</b>	<b>08 COLORS</b> ..... <b>80</b>
Limited Low Profile OB..... <b>22</b>	Full Lineup..... <b>48</b>	Limited..... <b>72</b>	
Flat Deck..... <b>24</b>	Cruiser 2650 I/O Express..... <b>54</b>	Classic..... <b>74</b>	
Full Lineup..... <b>26</b>		Full Lineup..... <b>76</b>	



# BOATING SAFETY

STARCRAFT 08



Shown with optional Starcraft Deluxe vinyl cover.

## A PRE-LAUNCH CHECKLIST.

At the beginning of each boating season, there's a list of necessary maintenance steps and safety checks. However, there are also some quick checks you should do every time you put your boat in the water.

- + Top off the fuel tank. Believe it or not, running out of fuel is the biggest single boating hazard.
- + Perform a cursory overall inspection. We're not talking about an hour-long inspection, just a quick once-over.
- + Check the bilge, looking for water or fuel.
- + Test all systems. Before loading, make sure the engine, blower, bilge pump and lights are all running smoothly.
- + Don't forget to insert the drain plug. It sounds obvious, but go ahead and check it anyway.

## ONE FOR EVERYONE.

Federal law requires that you carry at least one wearable (Type I, II or III) Personal Flotation Device (PFD) for each passenger, as well as one throwable (Type IV) PFD. There are many different styles, designed to be comfortable for every activity. And most importantly, each passenger should have one that fits properly, especially children and non-swimmers.



## SAFETY TIPS

When most people think boating, they think of great times with family and fun out on the water. Fishing, skiing, laughing, swimming, cruising and tubing. The top of the list doesn't usually include

safety. But, as the owner and captain of the boat, that needs to be the first thing on your mind. Luckily, a few rules go a long way to making sure that your day boating is safe and fun for everyone.



### LOADING UP.

A great ride starts with taking the time to get everyone safely onboard and situated. To begin with, never overload. The boat's capacity in both pounds and persons is clearly displayed on the certification plate. In addition, your boat's performance depends on both the weight and distribution of its load. Passengers should be distributed equally, from right to left and front to back — with particular attention given to the amount of weight in an open bow. And always remember to take into account the additional weight of livewells, coolers, skis and other gear.

### LAUNCH TIME.

A smooth launch is easy. Start by stopping in a parking area near the ramp so you can prepare without rushing or blocking traffic.

- + Remove the trailer-to-motor supports.
- + Remove the tie-downs.
- + Load and store the gear you want to bring on your boat.
- + Don't forget to insert the drain plug.

Now you're ready for the ramp.

- + Get in launch position.
- + Disconnect the bow safety chain hook from the bow eye.
- + Disconnect trailer wiring from your vehicle.
- + Proceed with launching instructions for your type of trailer — located in the trailer's owner's manual.







# DECK BOATS

With plenty of power, killer looks and jaw-dropping performance, Starcraft's 2008 line of deck boats is built to thrill from the start. Every one of these versatile beauties features our exclusive dihedral vee-hull design for a smooth, dry ride. The unique rounded bow allows for larger platforms and deep cockpit areas, so there's plenty of room onboard. And with the power and dependability of Mercury motors, you'll be flying across the water in no time. But the thrills don't stop there. Discover unexpected delights, like soft, luxurious upholstery, cool instrumentation and tempting options.

Details such as premium AM/FM stereo with an auxiliary port for an mp3 player, stainless steel rub rails and pull-up cleats make our entire line second to none. Of course, we're committed to making our boats as safe as they are gorgeous, meeting or exceeding all U.S. Coast Guard requirements. Our hulls are foam injected for an extra layer of safety on the water. While fiberglass, not just on the boats, but on integral parts including footrests, dashes and livewells, adds strength and integrity throughout. So when you're ready for a real thrill ride, climb aboard a Starcraft deck boat.

**MERCURY**  
1 On The Water



# CONSTRUCTION 08

STARCRRAFT DECK BOATS



## THE STARCRAFT DIFFERENCE:

### FIBERGLASS CONSTRUCTION

Never content to settle for second best, we put countless hours of meticulous work into the construction of every one of our fiberglass boats. We begin by applying 10 coats of wax to the molds for consistent part quality. Then, we use a 24-ounce woven roving fiberglass and a six-inch overlap between the hull and deck for greater strength and a tighter fit. Next is the application of 22 mils of high-elongated gel coat, sprayed to exacting specifications. Finally, each hull is inspected and weighed for consistency to ensure it meets our exacting standards. It may take a lot of time, but the end result is one beautifully built boat.

- 1 22 mils ISO-NPG Gel Coat
- 2 1-1/2 oz. Fiberglass Mat
- 3 60 mils of Fiberglass Mat
- 4 2-mils Coremat
- 5 18 oz. Bi-Axial Fiberglass





## NOW THERE'S NO HOLDING BACK.

Deck boats are all about versatility. And Starcraft certainly doesn't disappoint with a full line of deck boats that can do it all. It begins with our one-of-a-kind construction. For example, our exclusive dihedral vee-hull design and construction virtually eliminates the rough ride and rocking motion of other deck boats. The construction affects everything from performance to ride and ensures that your boat will last for years. In fact, we offer a lifetime limited warranty on our hull. So when you're flying across the water having a great time, remember that we've got your back.



What goes into our fiberglass construction? Ten coats of wax, 22 mils of ISO-FIB gel coat, numerous inspections, and countless hours of meticulous work to ensure the end results match the original design.

### A UPHOLSTERY

Our high quality 35 oz. vinyl upholstery features stylish Euro top stitches for a unique look and self-draining foam for long-lasting durability.

### B FIBERGLASS COMPOSITE STRINGER SYSTEM

To extend hull life and protect the overall integrity of our boats, we completely encapsulate all the components of our integrated stringer system. (OB only.)

### C SELF-BAILING COCKPIT

Our deck boats feature high, self-bailing cockpits to help keep the cockpit dry even in rough water. (OB only.)

### D COMPOSITE LIDS

Easy-to-lift, lightweight composite lids eliminate creaking or cracking for a quieter ride. Rounded edges add safety, too.

### E HULL DESIGN

Starcraft's revolutionary modified dihedral vee hull design changes everything. Virtually eliminating the rough ride and rocking motion of other deck boats, the air injection vents provide the smoothest, driest and most stable ride possible. And, our generous lifetime hull warranty gives you peace of mind.



VEE



DIHEDRAL

## STARCRAFT WARRANTY

Starcraft offers a variety of outstanding warranties on our boats. Our deck boats come with a lifetime limited hull warranty, a five-year blister warranty, a five-year limited warranty on the optional marine grade carpet and a five-year limited warranty on upholstery vinyl. For complete warranty information on any particular deck boat, contact your Starcraft dealer.



**1 DRIVER'S CONSOLE.**

Starcraft deck boats feature our signature silver metallic dash with domed gauges, a custom tilt wheel and optional aerodynamic windscreen.

**2 HELM SEAT WITH BOLSTER.**

The striking bucket-style helm seat with flip-up bolster features an adjustable slider and locking mechanism on most models.

**3 HEAD/CHANGING ROOM.**

The large, lighted changing room with Porta Potti and locking door is great for those long afternoons on the water.

**4 AUXILIARY PORT.**

Starcraft boats come with an AM/FM radio with auxiliary port for mp3 players.

**5 COOLER.**

Bring along your favorite refreshments without taking up deck space. This large 36-gallon removable cooler stows safely out of the way.

**6 SUNDECK.**

The large, padded sundeck leads to a large stern swim deck with boarding ladder for easy access to the water.

**7 IN-FLOOR STORAGE.**

The jumbo door on the in-floor storage makes it easy to load and unload all your gear, keeping everything safely stowed away.

**8 BOW PLATFORM.**

Our deck boats have spacious bows with a cushioned seating area, storage underneath, plus a platform with boarding ladder.

# STANDARDS







# & OPTIONS

## 1 SNAP-IN CARPET.

Versatile snap-in carpet gives your boat an upscale feel. It removes in an instant for cleaning or for days spent fishing.

## 2 COCKPIT COVER.

A factory installed cockpit cover keeps your boat clear of debris and adds another layer of safety when trailering or storing your boat.

## 3 BIMINI TOP.

Get protection from the sun and make your boat look great, too, with our easy-to-operate bimini tops available in a variety of colors.

## 4 TRAILER.

Starcraft offers several trailer choices. Check with your dealer for options.

## 5 SWIM PLATFORM.

Put a smile on the face of everyone in your crew who loves getting into the water with this optional extended swim platform with integrated boarding ladder.

## 6 WAKE TOWER.

Turn your boat into a ski machine with the addition of a wake tower designed especially for our boats for the ultimate fit.

## 7 ROD STORAGE.

Take your fishing rods along without worry with the convenient starboard rod storage area.



AURORA STAR STEP 200 I/O



**MERCURY**  
1 On The Water



## STEP UP TO SUPERIOR PERFORMANCE.

Our unique stepped hull design makes a big impact on performance. You'll feel the difference right away with superior handling in low speeds. As you gain momentum, the enhanced performance continues for a ride you won't forget. Available in side or dual console models, these luxurious I/O deck boats are loaded with plush features. And they have plenty of room for the entire family, plus all the stuff they bring along.



SS 221 I/O



SS 200 I/O



SS 190 I/O

### STARCRAFT 2008 FLUOROPOLYMER STAR STEP SPECIFICATIONS

	221 I/O	200 I/O	190 I/O
Max HP	425	260	220
Fuel Capacity (gallons)	51	51	51
Length (w/out platform)	21' 7"	20' 4"	19' 4"
Beam	102"	102"	102"
Weight (boat only) (lbs.)	2965	2325	2250
Capacity (persons/lbs.)	(13) 1850	(12) 1700	(10) 1400
Capacity (lbs.)	1900	1890	1550
Inside Depth	32"	30"	30"
Taroom Width	94"	94"	94"
Chine Width (at taroom)	90"	86"	86"
Taroom Height (for engine)	N/A	N/A	25"
Boat Motor and Trailer Length	25' 4"	25' 11"	25' 11"
Package Weight (w/Std. power)	4705	3650	3695
Deadrise (deg. at taroom)	17	13	13

COLOR OPTIONS: Sapphire Blue / Yellow / Black / Grey / White /  
Midnight Black / Camo / Camo / See color samples on page 88



#### DRIVER'S CONSOLE.

The sophisticated custom-molded black vinyl-wrapped dash with black gauges is exclusive to the step hull boats.



#### IN-FLOOR STORAGE.

The jumbo door on the in-floor storage makes it easy to load and unload skis, boards and other gear.



#### ADJUSTABLE SUNDECK.

Go ahead and get comfortable with the fold-out backrest on the sundeck.



#### STEP HULL.

You can see the unique stepped plane hull design which provides superior performance and handling.



AURORA SS 229 CC OB



 YAMAHA



## AWE-INSPIRING BEAUTY AND PERFORMANCE.

Night or day, on the trailer or in the water, the sheer beauty of this boat is undeniable. Smooth lines are accented by distinctive stainless steel trim. Inside, its elegance is apparent in the spacious cockpit and comfortable seating. On the water, the SS 229 delivers high-velocity performance. Even when motionless it creates a stir, as the extended stern swim platform and bow platform become hubs of activity as everyone makes the most of the water.



AURORA SS 229 CC OB (Shown with optional bow fillers)

### STARCRAFT 2011 AURORA STAR STEP SPECIFICATIONS

229 CC OB

Max HP	250
Fuel Capacity (gallons)	75
Length (w/out platform)	21' 5"
Beam	102"
Weight (boat only) (lbs.)	2540
Capacity (persons/hrs.)	(12) 1725
Capacity (lbs.)	2500
Inside Depth	32"
Transom Width	94"
Chase Width (at transom)	90"
Transom Height (for engine)	25"
Boat Motor and Trailer Length	26' 2"
Package Weight (w/std. power)	4166
Deadrise (deg. at transom)	17

#### COLOR OPTIONS

White, Silver, Blue, Tan, and Red. See color samples on page 80.



#### DRIVER'S CONSOLE.

Modern styling with full instrumentation and room for an optional in-dash Lowrance® GPS makes the console something special.



#### HEAD.

Keep the fun going all day with the added convenience of a head on the bow side of the driver's console.



#### ROD STORAGE.

Keep your fishing rods safe and the deck clear with this cleverly designed rod storage area.



#### BOW LOUNGE.

Spacious and comfortable, the bow lounge has room to stretch out. And, there's plenty of space underneath for storage. Shown with optional bow fillers.



LIMITED DC I/O 2410 I/O



**MERCURY**  
400 On The Water



## NOW YOU'VE HIT THE BIG TIME.

Discover what boating should be with a deck boat that brings it all together. Bold, sporty style meets with refined luxury. Standard features include a refreshment center with sink and faucet, a freshwater shower and a ski tow ring. And you get exceptional handling thanks to the wide reverse chine vee hull design. Rethink your ideas of boating as you discover a whole new level of performance, style and comfort.

### STARCRAFT 2018

#### LIMITED DC I/O SPECIFICATIONS

	2410 I/O	2310 I/O	2210 I/O	2010 I/O
Max HP	425	320	425	260
Fuel Capacity (gallons)	51	51	51	43
Length (w/out platform)	24' 1"	20' 7"	21' 7"	20' 4"
Beam	102"	102"	102"	102"
Weight (boat only) (lbs.)	3175	2550	2945	2375
Capacity (persons/lbs.)	(12/1850)	(12/1700)	(12/1850)	(12/1700)
Capacity (lbs.)	1900	1890	1900	1890
Inside Depth	32"	33"	32"	30"
Transom Width	94"	94"	94"	94"
Chine Width (at transom)	90"	88"	90"	86"
Transom Height (for engine)	N/A	N/A	N/A	N/A
Boat Motor and Trailer Length	29' 10"	25' 11"	25' 4"	25' 11"
Towing Weight (with standard power)	5025	4100	4705	3840
Deadrise (deg. at transom)	17	13	17	13

#### COLOR OPTIONS

Available in: **Signature Series** / **Signature Series** / **Signature Series**

See color samples on page 81

#### OPTIONAL CONVENIENCE PACKAGE

Available in: **Signature Series** / **Signature Series** / **Signature Series**

See color samples on page 81



2410 I/O



2310 I/O



2210 I/O



2010 I/O



#### DRIVER'S CONSOLE.

The sophisticated style continues with the silver metallic dash with domed gauges and a custom tilt wheel.



#### HEAD/CHANGING ROOM.

The large, lighted changing room includes a Porta Potti and a locking door.



#### STERN SEATING.

An integrated chaise lounge wraps around the stern with storage underneath.



#### BOW PLATFORM.

The bow has cushioned seating area with storage underneath plus a platform with boarding ladder.



LIMITED DC OB 2410 OB



**MERCURY**  
On The Water



## THE POSSIBILITIES ARE LIMITLESS.

Climb aboard this versatile deck boat for a day of fun without boundaries. The wide reverse chine vee hull combines superior handling and performance with the stability of a pontoon. Get out early for skiing with the optional ski tow ring. Then, load her up and spend the day cruising and swimming with stern and bow swim steps and platforms. A generous 51-gallon fuel tank means you can stay out on the water until the sun sets.



2410 OB



2210 OB



2010 OB

### STARCRRAFT 2014 LIMITED DC OB SPECIFICATIONS

	2410 OB	2210 OB	2010 OB
Max HP	250	250	225
Fuel Capacity (gallons)	75	51	43
Length (w/out platform)	24' 1"	21' 6"	20' 4"
Beam	102"	102"	102"
Weight (boat only) (lbs.)	3075	2940	2365
Capacity (persons/lbs.)	(13) 1850	(12) 1725	(12) 1700
Capacity (lbs.)	2800	2500	2485
Inside Depth	32"	32"	30"
Transom Width	94"	94"	94"
Chine Width (at transom)	90"	90"	86"
Transom Height (for engine)	25"	25"	20"
Boat Motor and Trailer Length	30' 7"	28' 2"	25' 11"
Towing Weight (with standard power)	4486	4166	3640
Deadrise (deg. at transom)	17	17	13

COLOR OPTIONS: Sapphire Blue / Silver / Red / Candy Yellow  
Midnight Black / Copper / Tan. See color swatches on page 80.

### OPTIONAL CONVENIENCE PACKAGE

Available on the 2010 OB, this convenience package includes 18 interior and exterior LED lights, swim steps, and transom shower.



#### DRIVER'S CONSOLE.

The stylish dash includes an AM/FM stereo with auxiliary port for an mp3 player. Shown with optional Smartcraft Gauge package.



#### HELM SEAT.

The plush bucket helm seat is on adjustable sliders with locking swivels. A flip-up bolster ensures a proper sight line for drivers.



#### HEAD/CHANGING ROOM.

The large, lighted changing room with Porta Potti on the 2410 OB and 2210 OB models allows you to stay out all day.



#### REAR ENTRY.

Our Limited OBs feature an extended swim platform with boarding ladder.



LIMITED LOW PRO I/O 2000 I/O



MERCURY







LIMITED LOW PRO OB 2000 OB

Starcraft is honored to receive NMMA's CSI award for our fiberglass products. As a company that always strives for the best — from customer satisfaction to the finest details of craftsmanship — we take pride in this recognition of Starcraft's continued commitment to excellence.



**MERCURY**  
"1 On The Water"



## SOMETIMES YOU JUST GOTTA GO ALL OUT.

Full throttle fun. That's what the Limited Low Pro OB is all about. Sporty and stylish, it combines superior handling and exceptional stability with a spacious cockpit. Slow down and enjoy the water with integrated swim steps, or drop a line, relax in the comfy seats and wait for a bite. Add a wake tower and ski tow ring and you've got another reason to ramp it up again.

### STARCRAFT 2018 LIMITED LOW PRO OB SPECIFICATIONS

	2015 OB	2009 OB	2000 OB	1915 OB
Max HP	225	225	200	200
Fuel Capacity (gallon)	51	51	51	51
Length (w/out platform)	20' 4"	20' 4"	20' 4"	19'
Beam	102"	102"	102"	102"
Weight (boat only) (lb.)	2405	2315	2315	2250
Capacity (persons/lbs.)	(12) 1700	(12) 1700	(12) 1700	(10) 1400
Capacity (ft.)	2485	2485	2485	2250
Inside Depth	30"	30"	30"	30"
Transom Width	94"	94"	94"	94"
Cheek Width (at transom)	86"	86"	86"	87"
Transom Height (for engine)	25"	25"	20"	20"
Boat Motor and Trailer Length	25' 11"	25' 11"	25' 11"	25' 11"
Towing Weight (with standard power)	3640	3680	3595	3975
Decktie (dog, at transom)	13	13	13	13

**COLOR OPTIONS:** *Agave Blue* / *Windswept* / *Canvas White*  
*Black* / *Black* / *Charcoal* / *Red* See color samples on page 80

**OPTIONAL CONVENIENCE PACKAGE:** Available on the 2000 OB and 1915 OB. Includes *rod storage*, *rod holder*, *30-gallon cooler*, *power windows*, and *transom swim*.



2015 OB



2009 OB



2000 OB



1915 OB



#### DRIVER'S CONSOLE.

Available in both dual and starboard console models, the Low Pro features our signature silver metallic dash with domed gauges and a custom tilt wheel.



#### HELM SEAT.

The striking helm seat features a comfortable bucket-style design and a flip-up bolster.



#### COOLER.

There's no need to crowd the deck with carry-on coolers. This large, 36-gallon, removable cooler stows safely and neatly out of the way.



#### ROD STORAGE.

Take your fishing rods along without worry with this optional rod storage area.



FLAT DECK FD 1900 FISH



SAFE BOATING: Never operate a boat with passengers outside the fence, or in a doorway.

**EVINRUDE**  
40 YEARS





## WHO SAID YOU CAN'T HAVE IT ALL?

Take lots of open floor space and generous seating, add in an exclusive wide reverse chine hull design and you get Starcraft's flat deck boats. Designed to seat up to 12, these flat decks have the muscle to power your favorite tow sports, too. It's like having two boats in one. What's more, docking and boarding is a breeze with multiple gates made from our tough powder coated 1-1/4" aluminum fence rails.

### STARCRAFT 2008 FLAT DECK SPECIFICATIONS

	2200 CRUISE	2200 FISH	1900 CRUISE	1900 FISH	161 CRUISE
Max HP	200	200	200	200	115
Fuel Capacity (gallons)	50	51	50	50	43
Length (w/out platform)	22' 3"	22' 3"	19' 5"	19'	15' 4"
Beam	102"	102"	102"	102"	90"
Weight (boat only)	3147	3147	2718	2718	2195
Capacity (persons/lbs.)	(12) 1700	(12) 170	(11) 1520	(11) 1520	(9) 1250
Capacity (lbs.)	2750	2750	2250	2250	2000
Inside Depth	27"	27"	27"	27"	27"
Tansom Width	94"	94"	94"	94"	87"
Chine Width (at transom)	87"	87"	87"	87"	80"
Tansom Height (for engine)	20"	20"	20"	20"	20"
Boat Motor and Trailer Length	25' 11"	25' 11"	25' 11"	25' 11"	25' 11"
Package Weight (w/elec. power)	5200	5200	3985	3985	3089
Deadrise (deg. at transom)	13	13	13	13	20

COLOR OPTIONS: *Signature Blue*, *Flamingo Red*, *Coastal White*, *Aviation Black*, *Capri Green*. See color samples on page 80.



FD 2200 Cruise



FD 1900 Fish



FD 161 Cruise

Not Pictured: 2200 Fish, 1900 Cruise



#### DRIVER'S CONSOLE.

The driver's console showcases the flat deck's sporty nature with a silver metallic dash with domed gauges with accent colored bezels.



#### STORAGE.

Push forward and aft chaise lounges provide roomy, dry storage underneath.



#### CHANGING ROOM.

Be ready for anything with a spacious and convenient pop-up changing room.



#### REAR ENTRY.

A transom walk-through door and boarding ladder give you easy access to the water.



STARCRAFT

# DECK BOATS 08



AURORA SS 221 I/O dual console



LIMITED 2410 OB



AURORA SS 200 I/O



LIMITED 2310 I/O dual console



AURORA SS 190 I/O



LIMITED 2210 I/O dual console



AURORA SS 229 CC OB



LIMITED 2210 OB



LIMITED 2410 I/O



LIMITED 2010 I/O





LIMITED 2009 OB



LIMITED 2000 OB



LIMITED 1915 OB



FLAT DECK 2200 CRUISE also available in Fish



FLAT DECK 1900 FISH also available in Cruise



FLAT DECK 161 CRUISE



LIMITED 2010 OB



LIMITED 2015 I/O



LIMITED 2000 I/O



ECOSTAR



LIMITED 2015 OB

Not pictured: Flat Deck 2200 Fish, Flat Deck 1900 Cruise.











# FAMILY FUN

Want to get your family together for some quality time? A Starcraft deck boat is one of the best ways to do it. Perfect for almost any age, today's deck boats are versatile and powerful enough to offer a wide range of activities. So round up the family and get ready for some real fun.



## FISHING

And here are a few rules to follow when coaching a first-time angler.

- + Don't use your top-of-the-line equipment. Start them out with something simple like closed-face spin-cast tackle. For children, look for special rods and reels for kids or use cane poles.
- + Fish in open water for easy-to-catch species like sunfish or catfish.
- + Be prepared to offer assistance with bait, lures and casting — many times over.
- + If your pupils are continually having trouble casting, have them simply let out their lures or bait on 100 feet or so of line and allow the boat to drift or troll slowly. This way, all they have to do is hold the rod and wait for a bite.
- + Make a commotion out of every catch. Remember, your job is to instill a love of fishing.
- + If the fish aren't biting, fire up the engine and take a little cruise. Beginners haven't adopted the "patience" of a true fisherman yet.

## WATER-SKIING

Here are some great tips for beginning skiers.

- + Bend your knees toward your chest, shoulder length apart, holding the rope between your knees.
- + Your skis should stick out of the water 6 to 12 inches.
- + As the boat begins to move, keep your skis parallel, your arms straight and chin down.
- + Stay in a sitting position until the boat pulls you on top of the water, and then stand up.
- + Don't pull the rope toward your body. Always keep your arms straight.
- + Use hand signals to tell the driver to go faster or slower.
- + Let go of the rope when you fall.



## BEGINNERS' LUCK

Part of the fun of boating is sharing your hobbies with your kids. Whether you're teaching a teenager how to ski or a third-grader how to fish, the most important rule to remember is, be patient.



## AGES AND STAGES

From toddlers to teenagers, deck boats offer fun for every age. Here are a few tips for finding the best activities at every age.

**Infants** – According to the U.S. Coast Guard, you should not bring a baby onboard until he or she weighs at least 18 pounds and can wear a personal flotation device (PFD). For most babies, this is around 7 months of age. Ask for an infant-size PFD or life jacket. Test for proper fitting by putting the vest on your child, tightening the straps, then lifting your child up by the jacket's shoulders. If the child's chin and head slip through, then it doesn't fit and you should wait a bit longer. Finally, never leave an infant in a car seat on a boat. If the boat were to capsize, the seat would sink instantly.

**Toddlers and Preschoolers** – Many children from ages 2 to 5 will love boating, however, they need to understand how important it is to follow the rules. The most important rule is that they must always wear a life jacket/PFD. No matter how much whining or crying a little one does, this rule cannot be broken. The other hard and fast rule is that they must be supervised at all times, which can get tricky when docking and such. But once you get underway, most kids this age will delight simply in being on the boat. You can also bring toys to keep them entertained.

**Elementary Age** – This is where it really gets fun. Kids from the ages of 7 to 12 are all about the water. And they have an almost insatiable curiosity and are willing to try just about anything. This is the time to teach them to fish or how to get up on skis. Just make sure everyone wears a vest at all times. Tubing is great fun for the smaller kids, too. Think about buying tubes that hold several kids at once for the ultimate thrill ride. They'll also love jumping off swim platforms and spending time in the water. So get ready to get wet.


**Teenagers** – Having trouble connecting with your teenagers? It's nothing a weekend boating trip can't cure. Get some one-on-one time fishing. This is also a great time to teach your kids how to drive and how to be a responsible captain. Of course, at this age, they're also going to want to put it in high gear. So go all out by inviting a group of their friends to go skiing or wakeboarding. Who knows? They might even think you're cool.




# RUNABOUTS

Starcraft's 2008 runabouts have plenty of power. Lightweight fiberglass combined with potent I/O motors results in nimble, fun-to-drive boats that seem to fly over the water. From skiing to fishing, these boats are ideal for almost anything you've got planned. It's easy to see how great they look. And once aboard, you notice all the fabulous extras. But what's not as apparent is the quality found under all that power and luxury. It starts with meticulous fiberglass construction. For example, we inject,

rather than pour, foam between the floor and the hull, filling all air pockets for greater strength with reduced noise. Our decks are hand laid with alternating layers of mat and 24-ounce woven roving for a tight fit and greater overall integrity. That's why we offer our unbeatable limited lifetime hull warranty. So whether you're taken by a vision of the sun slowly melting into the lake, or by the undeniable thrill of gliding across the water at top speeds, you'll be moved by a Starcraft runabout.








RELAJAMENTO



# CONSTRUCTION 08

STARCRRAFT RUNABOUTS



## THE STARCRRAFT DIFFERENCE:

### FIBERGLASS CONSTRUCTION

Never content to settle for second best, we put countless hours of meticulous work into the construction of every one of our fiberglass boats. We begin by applying 10 coats of wax to the molds for maximum body and transom strength. Then, we use a 24-ounce woven roving fiberglass and a six-inch overlap between the hull and deck for greater strength and a tighter fit. Next is the application of 22 mils of high-elongated gel coat, sprayed to exacting specifications. Finally, each hull is inspected and weighed for consistency to ensure it meets our exacting standards. It may take a lot of time, but the end result is one beautifully built boat.

- 1 22 mils ISO-NPG Gel Coat
- 2 1-1/2 oz. Fiberglass Mat
- 3 60 mils of Fiberglass Mat
- 4 2 mils Coremat
- 5 18 oz. Bi-Axial Fiberglass





## PRETTY IS AS PRETTY DOES.

One look at the lineup of runabout boats from Starcraft, and you can feel the power. But, just like your mother told you, looks aren't everything. So we make sure they perform as good as they look with unmatched quality at every step. And with Starcraft, the safety's built right in. Our fiberglass boats meet or exceed all U.S. Coast Guard requirements and are NMMA certified. Our lifetime limited hull warranty gives you peace of mind knowing you're getting a boat that's one of the best in the industry. Go ahead and turn heads, you know what these boats are really all about.



There's only one way to build boats like these — by hand. Our skilled craftsmen put hours and hours into each boat, each adding their own special talent to the final work of art that is a Starcraft boat.

### A UPHOLSTERY

Our high quality 35 oz. vinyl upholstery features stylish Euro top stitches for a unique look and self-draining foam for long-lasting durability.

### B FIBERGLASS ENCAPSULATED STRINGER SYSTEM

To extend hull life and protect the overall integrity of our boats, we completely encapsulate all the components of our integrated stringer system.

### C ALUMINUM REINFORCEMENTS

All of our structural boat features, such as cleats and seat and table bases, have the added strength of aluminum reinforcements.

### D HULL DESIGN

With a reverse chine hull design, Starcraft runabouts offer first-class performance. And they're built to last with encapsulated stringers, foam injection, chrome thru-hull fittings and more. In fact, with a lifetime hull warranty, they're one of the best backed boats in the business.

### E COMPOSITE LIDS

Easy-to-lift, lightweight composite lids eliminate creaking or cracking for a quieter ride. Rounded edges add safety, too.

## STARCRAFT WARRANTY

Starcraft offers a variety of outstanding warranties on our boats. For example, our runabouts, including cuddies, cruiser and rear entry models come with a lifetime hull warranty, five-year blister warranties, as well as five-year warranties on marine grade carpet and upholstery vinyl. For complete warranty information on any particular Starcraft boat, contact your Starcraft dealer.



**1 DRIVER'S CONSOLE.**

The sporty dash features a silver metallic finish with large, easy-to-read gauges and a custom tilt steering wheel.

**2 IN-FLOOR STORAGE.**

Ski, jackets and everything else you need will fit nicely in the large in-floor locker, keeping the deck clutter-free.

**3 BOW LADDER.**

Get in and get out easily with the integrated boarding ladder located on the bow.

**4 GLOVE BOX.**

In the port console, you'll find a roomy glove box perfect for smaller items and a large storage locker for even more gear.

**5 STERN BOARDING LADDER.**

Get easy access to the water and back to the boat with the convenient stern boarding ladder.

**6 COOLER.**

Fill up the removable cooler with all the day's refreshments. Then take it aboard and stow it neatly away under the seating.

**7 AUXILIARY PORT.**

Starcraft's boats come with an AM/FM radio with an auxiliary port for an mp3 player.

**8 BOW SEATING.**

The walk-in bow has a padded seating area with storage underneath and removable cushions.

# STANDARDS







# & OPTIONS

## 1 SNAP-IN CARPET.

Versatile snap-in carpet gives your boat an upscale feel. It removes in an instant for cleaning or for days spent fishing.

## 2 COVER.

The heavy-duty canvas mooring cover helps protect your boat when it's not in the water.

## 3 SWIM PLATFORM.

Perfect for hot, sunny days when you want to be in the water, the optional extended swim platform with integrated ladder is a great choice.

## 4 WAKE TOWER.

Ideal for any water sports, the optional wake tower is designed specifically for Starcraft boats. Manufacturer subject to change, please consult your dealer for the latest information.

## 5 TRAILER.

Starcraft offers several trailer choices. Check with your dealer for options.

## 6 BIMINI TOP.

Add some shade on hot days with a colorful bimini top with boot for easy storage.

## 7 HELM SEAT.

Comfortable bucket-style helm seats look great in two-toned marine-grade vinyl. A flip-up bolster adds extra height when needed.

## 8 SKI TOW BAR.

Make the most out of your boat by adding an outboard ski ring/bar. It stores neatly away when not in use. (Not pictured).



LIMITED I/O & CUDDY 2150 I/O



MERCURY  
7 ON THE WATER



## GET READY FOR THE RIDE OF YOUR LIFE.

Fast and nimble, the Limited I/Os and Cuddies are built to thrill. But even at top speeds, the ride is smooth thanks to the Wide Track reverse chine hull. There's more than enough comfy seating for everyone to enjoy the fun. Cool extras include an extended swim platform with an optional remote touch pad for the stereo, a large cushioned sundeck and a ski tow ring so you can put all that power to work.



2350 I/O CUDDY RE



2150 I/O CUDDY RE

### STARCRRAFT 200 > LIMITED I/O CUDDY & SD SPECIFICATIONS

	2350 I/O RE	2150 I/O RE
Max HP	320	320
Fuel Capacity (gallon)	75	45
Length (w/out platform)	23' 4"	21' 2"
Beam	102"	102"
Weight (boat only)	3920	2300
Capacity (persons/lbs.)	(12) 1800	(12) 1675
Capacity	2300	1900
Inside Depth	32"	32"
Transom Width	94"	99"
Chine Width (at transom)	85"	76"
Transom Height (for engine)	N/A	N/A
Boat Motor and Trailer Length	27' 5"	25' 2"
Package Weight	5264	3728
Deadline (leg. at transom)	21	17

COLOR OPTIONS: *See color samples on page 80 for Boat & Cuddy Colors*  
*See color samples on page 80 for Cuddy Colors*



#### DRIVER'S CONSOLE.

The rack and pinion power steering will have you looking like a pro behind the wheel of this custom molded metallic dash.



#### HELM SEAT.

Stay in control in the deluxe bucket helm seat on adjustable slider with a flip-up bolster.



#### CUDDY CABIN.

Hidden beneath the deck is a roomy and comfortable cuddy cabin complete with Porta Potti and stereo with speakers. Natural light comes in through a circular window on deck.



#### REAR ENTRY & SUNDECK.

The corner of the spacious sundeck easily flips up to provide convenient rear access and extra storage space.



LIMITED 1/0 RE 1900/0 RE



**MERCURY**  
"1 On The Water"



## THE CALM BEFORE THE STORM.

Sure, it looks cool and serene now, but just you wait. Add a bit of throttle and these runabouts turn into virtual powerhouses in no time. As you go cutting across the water, the ride stays smooth. With cool features like a premium AM/FM stereo with an auxiliary port for an mp3 player and four marine speakers, you can turn every outing into a party. So catch your breath and get ready to have some fun.



2100 I/O RE



1900 I/O RE

### STARCRRAFT 2008 LIMITED I/O RE SPECIFICATIONS

	2100 I/O RE	1900 I/O RE
Max HP	320	320
Fuel Capacity (gallons)	45	45
Length (w/out platform)	21' 2"	19' 2"
Beam	102"	102"
Weight (boat only)	2300	2100
Capacity (persons/lbs.)	(12) 1675	(10) 1400
Capacity	1900	1500
Inside Depth	32"	32"
Transom Width	99"	99"
Chine Width (at transom)	76"	76"
Transom Height (for engine)	N/A	N/A
Boat Motor and Trailer Length	25' 2"	23' 2"
Package Weight	3728	3568
Deadrise (deg. at transom)	17	17

COLOR OPTIONS: [Sundance Blue](#) | [Blaze Red](#) | [Candy White](#)

[Millennium Black](#) | [Cappuccino](#) | See color samples on page 80



#### DRIVER'S CONSOLE.

The stylish metallic dash includes a custom tilt wheel with easy to read instrument cluster and easily accessed breaker switches, making it easy to get a handle on this quick runabout.



#### SUNDECK.

Turn the sun deck into your own personal lounge area with an adjustable head/back rest.



#### REAR ENTRY.

A quick flip of a cushion, and you gain easy access to the stern swim platform, complete with extra storage and a boarding ladder.



#### BOW LADDER.

This convenient bow ladder provides another entry area and tucks neatly away when not in use.



LIMITED I/O 1800 I/O



Wake tower manufacturer subject to change.

**MERCURY**  
"1 On The Water"



## PICTURE YOURSELF HERE.

Here's a boat that's easy to see yourself owning. It's a blast to drive with quick planing and superb agility. As for your passengers, they'll love the smooth ride and comfortable seating. These boats deliver high performance and big boat features including a tow ring, integrated swim step and a premium AM/FM stereo with an auxiliary port for an mp3 player — all at an economical price. Imagine that.



1800 I/O Sport  
(shown w/optional platform)



1700 I/O Sport

### STARCRRAFT 1800 & LIMITED I/O SPECIFICATIONS

	1800 I/O Sport	1700 I/O Sport
Max HP	220	220
Fuel Capacity (gallons)	30	23
Length (w/out platform)	18' 1"	16' 10"
Beam	92"	90"
Weight (boat only)	1725	1550
Capacity (persons/lbs.)	88/1200	88/1100
Capacity	1450	1200
Inside Depth	33"	33"
Transom Width	82"	76"
Chine Width (at transom)	78"	76"
Transom Height (for engine)	N/A	N/A
Boat Motor and Trailer Length	22' 3"	20' 3"
Package Weight	2838	2765
Deadrise (deg. at transom)	14	15

COLOR OPTIONS: Sapphire Blue / Silver Red / Candy Yellow  
See color samples on page 80.

OPTIONAL CONVENIENCE PACKAGE  
Includes aluminum swim platform, swim ladder, and 10 tie-downs.



#### DASH.

Built to perform, the dash also offers unbeatable style and an ergonomic design that puts everything right at your fingertips.



#### IN-FLOOR STORAGE.

A large, in-floor storage locker is the ideal space for storing skis and other gear safely out of the way.



#### REMOVABLE COOLER.

The large cooler stows out of the way under the stern seating, while still providing easy access.



#### BOW SEATING.

The spacious bow has a comfy seating area with storage underneath the removable cushions.



LIMITED FISH 1700 I/O



**MERCURY**  
1 On The Water



## SEE WHERE THE DAY TAKES YOU.

Versatility is the key with our Limited I/O runabouts. Want to spend your morning fishing? The 1800 Fish offers a livewell and a casting deck. How about an afternoon of tubing? No problem, these boats have the performance to power your favorite tow sports. And, with great looks, comfortable seating and rear-entry ladders, you can wrap up the day with a family cruise and a quick dip. Sounds like the perfect day.



1800 I/O Fish  
(shown with optional trolling motor)



1700 I/O Fish

### STARCRRAFT 2008 LIMITED I/O FISH SPECIFICATIONS

	1800 I/O Fish	1700 I/O Fish
Max HP	220	220
Fuel Capacity (gallons)	30	25
Length (w/out platform)	18' 1"	16' 10"
Beam	92"	90"
Weight (boat only)	1725	1550
Capacity (persons/ft.)	(8) 1200	(8) 1100
Capacity	1450	1200
Inside Depth	33"	33"
Transom Width	78"	76"
Chine Width (at transom)	74"	76"
Transom Height (for engine)	N/A	N/A
Boat Motor and Trailer Length	22' 3"	20' 3"
Package Weight	2838	2765
Deadrise (deg. at transom)	14	15

COLOR OPTIONS: Spectra Blue, Tropic Red, Canary Yellow  
See color swatches on page 80.

OPTIONAL CONVENIENCE PACKAGE  
Includes optional floor mat, 12 volt  
HP and 90 steering, the 1700 I/O  
Fish also includes a front ladder on  
standard.



#### DASH.

The dash looks great, but it's designed for easy drivability with quick planing and superb agility.



#### LIVEWELL.

A large aerated livewell with pump will keep your catch fresh.



#### ROD STORAGE.

Keep rods safely tucked away with a specialized storage area.



#### CASTING DECK.

An insert easily converts the bow seating area into a casting deck with fishing seat.



LIMITED OB 1600 OB

Starcraft is honored to receive NMMA's CSI award for our fiberglass products. As a company that always strives for the best — from customer satisfaction to the finest details of craftsmanship — we take pride in this recognition of Starcraft's continued commitment to excellence.



**MERCURY**  
Powering The Water



## KEEP YOUR OPTIONS OPEN.

Our 1700 and 1600 outboard runabouts are economical to own and fun to drive with quick planing and excellent agility. But what makes them really shine is their versatility. With the 1700 Fish, you can convert the bow from a seating area to a casting deck in a flash. And if the fish aren't biting, grab your skis and hit the water. The choice is yours.



1700 OB



1700 OB Fish



1600 OB

### STARCRAFT 2008 LIMITED OB SPECIFICATIONS

	1700 OB Fish	1700 OB	1600 OB
Max HP	135	135	90
Fuel Capacity (gallons)	23	23	23
Length (w/out platform)	16' 10"	16' 10"	15' 6"
Beam	90"	90"	78"
Weight (boat only)	1520	1520	1420
Capacity (persons/lbs.)	(8) 1075	(8) 1075	(6) 900
Capacity	1725	1725	1500
Inside Depth	33"	33"	33"
Transom Width	79"	79"	76"
Chine Width (at transom)	76"	76"	76"
Transom Height (for engine)	20"	20"	20"
Boat Motor and Trailer Length	20' 3"	20' 3"	20' 3"
Package Weight	2295	2295	2150
Deadrise (deg. at transom)	15	15	15

### COLOR OPTIONS

See color samples on page 80

### OPTIONAL CONVENIENCE PACKAGE

Includes 120-watt stereo, premium interior carpet, 12-volt battery, interior air, stainless steel and 10 tie-downs.



#### DASH.

The custom molded silver metallic dash features domed gauges with a full instrumentation panel and a custom wheel.



#### DUAL CONSOLE.

The port console features a roomy glove box with lock and a premium AM/FM stereo with an auxiliary port for an mp3 player.



#### IN-FLOOR STORAGE.

There's plenty of storage throughout these boats, including a spacious in-floor locker for skis, boards and more.



#### REAR BOARDING LADDER.

The stern features a convenient ladder along with two storage areas.



STARCRAFT

# RUNABOUTS

## 08



CRUISER 2650 I/O EXPRESS



LIMITED 2100 I/O RE



LIMITED 2350 I/O CUDDY RE



LIMITED 1900 I/O RE  
(shown with optional snap-in carpet)



LIMITED 2150 I/O CUDDY RE  
(shown with optional European Interior Package and optional snap-in carpet)



LIMITED 1800 I/O Sport





LIMITED 1800 I/O FISH



LIMITED 1700 OB FISH



LIMITED 1700 I/O FISH



LIMITED 1700 OB



LIMITED 1700 I/O SPORT



LIMITED 1600 OB



# STANDARDS & OPTIONS

## STARCRRAFT 08 RUNABOUTS

### HULL CONSTRUCTION

	Cruiser 2650 I/O Eterna	Limited 2350 I/O Cuddy RE	Limited 2150 I/O Cuddy RE	Limited 2100 I/O RE	Limited 1900 I/O RE	Limited 1800 I/O Fish	Limited 1800 I/O Sport	Limited 1700 I/O Sport	Limited 1700 I/O Fish	Limited 1700 CB Fish	Limited 1700 CB	Limited 1400 CB
Lifetime Hull Warranty	S	S	S	S	S	S	S	S	S	S	S	S
5-Year Blister Warranty	S	S	S	S	S	S	S	S	S	S	S	S
Meets or Exceeds U.S. Coast Guard Requirements	S	S	S	S	S	S	S	S	S	S	S	S
NMMA Certified	S	S	S	S	S	S	S	S	S	S	S	S
Reverse Chine Hull	S	S	S	S	S	S	S	S	S	S	S	S
Integrated Stringer System	S	S	S	S	S	S	S	S	S	S	S	S
Injected Foam Construction	S	S	S	S	S	S	S	S	S	S	S	S
Fiberglass Bowliner	*	*	*	S	S	S	S	S	S	S	S	S
Full Fiberglass Innerliner	S	S	S	S	S	S	S	S	S	S	S	S
Extended Swim Platform with Boarding Ladder	S	O	S	S	S	O	O	O	O	*	*	*
Integrated Swim Step with Folding 3-Step Ladder	*	S	*	*	*	S	S	S	S	S	S	S
Stainless Steel Bow and Stern Eyes	S	S	S	S	S	S	S	S	S	S	S	S
Stainless Steel Gunnel Rail	S	S	S	S	S	O	O	O	O	O	O	O
Ski Tow Ring	S	S	S	S	S	S	S	S	S	O	O	O
Silent Choice Through-Hull Exhaust	*	O	O	O	O	O	O	*	*	*	*	*
Built-In Fuel Tank (Gallons)	(75)	(75)	(45)	(45)	(45)	(30)	(30)	(21)	(21)	(21)	(21)	(21)

### COCKPIT

Bucket Helm Seat with Slider	*	*	*	*	*	S	S	S	S	S	S	S
Bucket Helm Seat on Adjustable Slider with Flip-Up Bolster	S	S	S	S	S	O	O	O	O	O	O	O
Port and Stern Bench Seats; Starboard Lounger	S	*	*	*	*	*	*	*	*	*	*	*
Stern Bench Seat	S	*	S	S	S	S	S	S	S	S	S	S
Cushioned Sundeck	*	*	S	S	S	*	S	S	*	*	*	*
Rear Entry	S	S	S	S	*	*	*	*	*	*	*	*
Cushioned Bow Seating Area	*	*	*	S	S	S	S	S	S	S	S	S
Snap-In Carpet	S	O	O	O	O	O	O	*	*	*	*	*
Insert Converts Bow Area into Casting Deck with Fishing Seat	*	*	*	*	*	S	*	*	S	S	*	*
Aerated Livewell	*	*	*	*	*	S	*	*	S	S	*	*
Bow Panel: 12/24V Trolling Motor Plug and 8 Gal. Wire Harness, Main Motor Trim Switch, Livewell Fill Switch	*	*	*	*	*	S	*	*	S	S	*	*

### DASH AND CONSOLE

Dual Consoles with Walk-Through Tempered Glass Windshield	S	S	S	S	S	S	S	S	S	S	S	S
Custom-Molded Silver Metallic Dash	S	S	S	S	S	S	S	S	S	S	S	S
Tachometer	S	S	S	S	S	S	S	S	S	S	S	S
Speedometer	S	S	S	S	S	S	S	S	S	S	S	S
Fuel Gauge	S	S	S	S	S	S	S	S	S	S	S	S
Volt Gauge	S	S	S	S	S	S	S	S	S	S	S	S
Trim Gauge	S	S	S	S	S	S	S	S	S	O	O	O
Temperature Gauge	S	S	S	S	S	S	S	S	S	*	*	*
AM/FM Stereo with an Auxiliary Port for an mp3 Player	S	S	S	S	S	S	S	S	S	S	S	S
Marine Grade Speakers	(6)	(4)	(4)	(4)	(4)	(2)	(2)	(2)	(2)	(2)	(2)	(2)
Tilt Steering	S	S	S	S	S	O	O	O	O	O	O	O
Satellite Stereo	O	O	O	O	O	O	O	O	O	O	O	O
Tachometer Gauge with Hour Meter	S	O	O	O	O	O	O	O	O	O	O	O
Digital Depth Finder	S	O	O	O	O	O	O	O	O	O	O	O
6-Disc CD Changer	O	O	O	O	O	O	O	O	O	O	O	O

### ELECTRICAL

Circuit Breakers	S	S	S	S	S	S	S	S	S	S	S	S
Horn	S	S	S	S	S	S	S	S	S	S	S	S
Navigation Lights	S	S	S	S	S	S	S	S	S	S	S	S
Power Point	S	S	S	S	S	*	*	*	*	*	*	*
Courtesy Lights	S	S	S	S	S	*	*	*	*	*	*	*
Remote Touchpad Stereo Control at Swim Platform	O	O	O	O	O	*	*	*	*	*	*	*



## PLUMBING

Pressurized Freshwater Transom Shower

Cruiser 2650 I/O Express	Limited 2350 I/O Cuddy RE	Limited 2150 I/O Cuddy RE	Limited 2150 I/O RE	Limited 1900 I/O RE	Limited 1800 I/O Fish	Limited 1800 I/O Sport	Limited 1700 I/O Sport	Limited 1700 I/O Fish	Limited 1700 OB Fish	Limited 1700 OB	Limited 1600 OB
<input type="checkbox"/>	<input type="checkbox"/>	<input type="checkbox"/>	<input type="checkbox"/>	<input type="checkbox"/>	<input type="checkbox"/>	<input type="checkbox"/>	<input type="checkbox"/>	<input type="checkbox"/>	<input type="checkbox"/>	<input type="checkbox"/>	<input type="checkbox"/>

## MECHANICAL

Rack and Pinion Steering  
 Rack and Pinion Tilt Steering  
 Hydraulic Tilt Steering

Cruiser 2650 I/O Express	Limited 2350 I/O Cuddy RE	Limited 2150 I/O Cuddy RE	Limited 2150 I/O RE	Limited 1900 I/O RE	Limited 1800 I/O Fish	Limited 1800 I/O Sport	Limited 1700 I/O Sport	Limited 1700 I/O Fish	Limited 1700 OB Fish	Limited 1700 OB	Limited 1600 OB
<input type="checkbox"/>	<input type="checkbox"/>	<input type="checkbox"/>	<input type="checkbox"/>	<input type="checkbox"/>	<input type="checkbox"/>	<input type="checkbox"/>	<input type="checkbox"/>	<input type="checkbox"/>	<input type="checkbox"/>	<input type="checkbox"/>	<input type="checkbox"/>
<input type="checkbox"/>	<input type="checkbox"/>	<input type="checkbox"/>	<input type="checkbox"/>	<input type="checkbox"/>	<input type="checkbox"/>	<input type="checkbox"/>	<input type="checkbox"/>	<input type="checkbox"/>	<input type="checkbox"/>	<input type="checkbox"/>	<input type="checkbox"/>
<input type="checkbox"/>	<input type="checkbox"/>	<input type="checkbox"/>	<input type="checkbox"/>	<input type="checkbox"/>	<input type="checkbox"/>	<input type="checkbox"/>	<input type="checkbox"/>	<input type="checkbox"/>	<input type="checkbox"/>	<input type="checkbox"/>	<input type="checkbox"/>

## CANVAS

Bimini Top and Storage Boot  
 Cockpit and Bow Covers  
 Cockpit Cover  
 Enclosure Package: Visor, Sides and Aft Curtain

Cruiser 2650 I/O Express	Limited 2350 I/O Cuddy RE	Limited 2150 I/O Cuddy RE	Limited 2150 I/O RE	Limited 1900 I/O RE	Limited 1800 I/O Fish	Limited 1800 I/O Sport	Limited 1700 I/O Sport	Limited 1700 I/O Fish	Limited 1700 OB Fish	Limited 1700 OB	Limited 1600 OB
<input type="checkbox"/>	<input type="checkbox"/>	<input type="checkbox"/>	<input type="checkbox"/>	<input type="checkbox"/>	<input type="checkbox"/>	<input type="checkbox"/>	<input type="checkbox"/>	<input type="checkbox"/>	<input type="checkbox"/>	<input type="checkbox"/>	<input type="checkbox"/>
<input type="checkbox"/>	<input type="checkbox"/>	<input type="checkbox"/>	<input type="checkbox"/>	<input type="checkbox"/>	<input type="checkbox"/>	<input type="checkbox"/>	<input type="checkbox"/>	<input type="checkbox"/>	<input type="checkbox"/>	<input type="checkbox"/>	<input type="checkbox"/>
<input type="checkbox"/>	<input type="checkbox"/>	<input type="checkbox"/>	<input type="checkbox"/>	<input type="checkbox"/>	<input type="checkbox"/>	<input type="checkbox"/>	<input type="checkbox"/>	<input type="checkbox"/>	<input type="checkbox"/>	<input type="checkbox"/>	<input type="checkbox"/>
<input type="checkbox"/>	<input type="checkbox"/>	<input type="checkbox"/>	<input type="checkbox"/>	<input type="checkbox"/>	<input type="checkbox"/>	<input type="checkbox"/>	<input type="checkbox"/>	<input type="checkbox"/>	<input type="checkbox"/>	<input type="checkbox"/>	<input type="checkbox"/>

## UPGRADES

Ski-Tow Option  
 Mooring Cover  
 Wake Tower  
 Swim Platform

Cruiser 2650 I/O Express	Limited 2350 I/O Cuddy RE	Limited 2150 I/O Cuddy RE	Limited 2150 I/O RE	Limited 1900 I/O RE	Limited 1800 I/O Fish	Limited 1800 I/O Sport	Limited 1700 I/O Sport	Limited 1700 I/O Fish	Limited 1700 OB Fish	Limited 1700 OB	Limited 1600 OB
<input type="checkbox"/>	<input type="checkbox"/>	<input type="checkbox"/>	<input type="checkbox"/>	<input type="checkbox"/>	<input type="checkbox"/>	<input type="checkbox"/>	<input type="checkbox"/>	<input type="checkbox"/>	<input type="checkbox"/>	<input type="checkbox"/>	<input type="checkbox"/>
<input type="checkbox"/>	<input type="checkbox"/>	<input type="checkbox"/>	<input type="checkbox"/>	<input type="checkbox"/>	<input type="checkbox"/>	<input type="checkbox"/>	<input type="checkbox"/>	<input type="checkbox"/>	<input type="checkbox"/>	<input type="checkbox"/>	<input type="checkbox"/>
<input type="checkbox"/>	<input type="checkbox"/>	<input type="checkbox"/>	<input type="checkbox"/>	<input type="checkbox"/>	<input type="checkbox"/>	<input type="checkbox"/>	<input type="checkbox"/>	<input type="checkbox"/>	<input type="checkbox"/>	<input type="checkbox"/>	<input type="checkbox"/>
<input type="checkbox"/>	<input type="checkbox"/>	<input type="checkbox"/>	<input type="checkbox"/>	<input type="checkbox"/>	<input type="checkbox"/>	<input type="checkbox"/>	<input type="checkbox"/>	<input type="checkbox"/>	<input type="checkbox"/>	<input type="checkbox"/>	<input type="checkbox"/>

S : standard    O : option    • : not available on this model

## CRUISER 2650 I/O EXPRESS

### OPTIONS

Cockpit Entertainment Package:  
 Includes: Cockpit Sink w/Corian® Top; Slide-Out Refrigerator; Transom Shower; Transom Stereo Remote

TV/DVD Flatscreen (Includes Forward 15" Flatscreen)

VHF Radio

Camper Enclosure

Throw/Decorative Package (4 pillows & 1 throw)

Anchor Windlass – Bow

Anchor Windlass – Stern

Cockpit Refrigerator

Heat/Air Conditioning

Remote Spotlight

Lowrance® Color GPS

## SPECIFICATIONS

### STARBUCK OB RUNABOUT

	Cruiser 2650 I/O Express	Limited 2350 I/O Cuddy RE	Limited 2150 I/O Cuddy RE	Limited 2150 I/O RE	Limited 1900 I/O RE	Limited 1800 I/O Fish	Limited 1800 I/O Sport	Limited 1700 I/O Sport	Limited 1700 I/O Fish	Limited 1700 OB Fish	Limited 1700 OB	Limited 1600 OB
--	--------------------------	---------------------------	---------------------------	---------------------	---------------------	-----------------------	------------------------	------------------------	-----------------------	----------------------	-----------------	-----------------

Max HP/HP	300/29	300/29	300/29	300/29	300/23.7	220/64	220/64	220/64	220/64	135/61	135/61	90/2
Fuel Capacity (gallon/ft³)	75/20.9	75/20.9	45/13.3	45/13.3	45/13.3	33/11.6	33/11.6	29/7	29/7	29/7	29/7	29/7
Length without platform (ft/in)	21' 4" 1/8	21' 4" 1/8	21' 2" 3/4	21' 2" 3/4	19' 2" 3/4	18' 1" 5/8	18' 1" 5/8	16' 10" 1/2	16' 10" 1/2	16' 10" 1/2	16' 10" 1/2	15' 4" 1/2
Beam (ft/in)	10' 2" 5/8	10' 2" 5/8	10' 2" 5/8	10' 2" 5/8	10' 2" 5/8	9' 7" 3/4	9' 7" 3/4	9' 7" 3/4	9' 7" 3/4	9' 7" 3/4	9' 7" 3/4	9' 7" 3/4
Weight Boat w/out (lbs/kg)	3400/154	3000/136.3	2300/1043.3	2300/1043.3	2100/952.4	1725/782.5	1725/782.5	1500/680.3	1500/680.3	1500/680.4	1500/680.4	1420/641.1
Capacity (persons/ft³/kg)	12/1400/625	12/1800/816.3	12/1675/759.8	12/1675/759.8	12/1400/625	8/1200/543.3	8/1200/543.3	8/1100/499	8/1100/499	8/1075/487.4	8/1075/487.4	8/1000/452.7
Capacity (lbs/kg)	1500/680.4	2200/992.3	1900/861.8	1900/861.8	1500/680.4	1400/637.7	1400/637.7	1200/544.2	1200/544.2	1225/552.5	1225/552.5	1500/680.4
Inside Depth (ft/in)	34" 11/4	32" 81	32" 81	32" 81	32" 81	27" 84	27" 84	27" 84	27" 84	27" 84	27" 84	27" 84
Transom Walk (ft/in)	45" 2/4	44" 2/8	44" 2/8	44" 2/8	44" 2/8	42" 2/8	42" 2/8	41" 1/8	41" 1/8	41" 1/8	41" 1/8	41" 1/8
Clow Walk (ft/in)	45" 2/4	45" 2/4	44" 2/8	44" 2/8	44" 2/8	41" 1/8	41" 1/8	41" 1/8	41" 1/8	41" 1/8	41" 1/8	41" 1/8
Transom Height (ft/in)	N/A	N/A	N/A	N/A	N/A	N/A	N/A	N/A	N/A	N/A	N/A	N/A
Base Motor and Trailer Length (ft/in)	31' 2" 1/2	31' 1" 8/4	29' 2" 1/2	29' 2" 1/2	29' 2" 1/2	27' 2" 1/2	27' 2" 1/2	27' 2" 1/2	27' 2" 1/2	27' 2" 1/2	27' 2" 1/2	27' 2" 1/2
Package Weight (lbs/kg)	7000/3175.2	5940/2684.3	3730/1691	3730/1691	3480/1581.5	2830/1287.3	2830/1287.3	2450/1115.2	2450/1115.2	2450/1115	2450/1115	2350/1065.2
Decking (deg. at transom)	23	21	17	17	0	14	14	15	15	15	15	15



# TOW ZONE

Welcome to The Tow Zone — what some people believe to be the best part of boating. Whether it's skiing, knee boarding, wakeboarding or tubing, tow sports add another level of fun to boats. Here are some important tips to keep everyone safe and have a great time in The Tow Zone.



**GET TOWING:** Tow sports look like so much fun. So what do you really need to take part? It all starts with your boat.

- ✦ The first thing you need is enough horsepower. After all, you don't want your towee to spend all their time drinking lake water just trying to get up. Starcraft offers runabouts, deck boats and pontoons that have more than enough power to keep skiers afloat.
- ✦ Your boat also must be able to turn effectively. This is especially true when pulling knee or wakeboarders. Today, even our pontoons offer surprising agility and performance, making them more versatile than ever.
- ✦ You also need a tow ring or wake tower. Available as a standard or optional feature on many of our boats. This means they fit your boat perfectly because they're added during production rather than as an afterthought.
- ✦ You can't tow without a rope. A standard tow rope is 70' long and made of polypropylene for elasticity. The handle may vary in length and diameter. Be sure to choose one that can be easily gripped by everyone in the family.
- ✦ While not vital, swim platforms or at least a rear entry boarding ladder add efficiency. After completing a few turns around the lake, skiers and boarders will certainly appreciate not having to struggle to get aboard. And it's always easier for children to get in and out.
- ✦ Storage compartments, especially roomy in-floor lockers, keep skis, boards, vests and ropes off the deck and safely out of the way.
- ✦ If you like the fun of inflatables, a small, 12-volt air pump is a good idea to keep onboard, as well.



## TOTALLY TUBULAR

Tubing is a great tow activity. It requires little skill and is sure to bring about shrieks of delight from kids of all ages. But the driver needs to be aware of the risks. Remember these important safety measures to make sure everyone has a good time.

- Never allow the tube rider to come too close to docks, shallow areas, submerged rocks, navigational markers or other obstructions.
- Choose your speed based on the water conditions and the age of the rider.
- It's preferable that riders be stomach down, to avoid bouncing their knees into their heads.
- While a gentle zigzag can provide an exciting ride, "whipping" the tube by turning sharply can cause serious injury.



### SPEED LIMITS

Tubing	8 – 25 mph
Knee boarding	16 – 19 mph
Combo Skiing	25 mph
Slalom Skiing	19 – 36 mph
Wakeboarding	16 – 19 mph

### SAFETY RULES

When you're at the helm, you're responsible for keeping your skier out of harm's way. Here are some things to remember at all times.

- + Everyone must wear a Coast Guard-approved water ski vest.
- + Allow a minimum of 100' between your skier and all other objects.
- + Always have a spotter onboard.
- + Never ski in shallow water or at night.
- + Keep a downed skier in your sight.
- + Turn the motor off before you get close to someone in the water.



CRUISER 2650 I/O EXPRESS



**MERCURY**  
"1 On The Water"



## BIG WATER. BIG STYLE.

Made for big water, our Cruiser takes luxury and convenience to a new level with a well-appointed cabin. Spend the day on deck enjoying the ride — our exclusive wide track hull provides a smooth ride even in choppy water. Then climb below and get comfortable with special live-aboard features, including the option of air conditioning. So cool.



2650 VO EXPRESS

### STARCRAFT 2650

#### > CRUISER 2650 VO EXPRESS SPECIFICATIONS

	2650 VO
Max HP	320
Fuel Capacity (gallons)	75
Length (without platform)	28' 6"
Beam	102"
Weight (boat only)	6400
Capacity (persons/ft.)	(10) 1400
Capacity	1500
Inside Depth	36"
Transom Width	85"
Chine Width (at transom)	85"
Transom Height (for engine)	N/A
Boat Motor and Trailer Length	30' 6"
Package Weight	7000
Deadrise (deg. at transom)	23

COLOR OPTIONS: *Signature Blue / White Hull / Cherry Plywood*  
*White Hull / Cherry Plywood / White Hull / Cherry Plywood* See color samples on page 80



**GALLEY.** Now this is luxury. The galley features an optional entertainment package, with a Corian® countertop, stainless steel freshwater sink, refrigerator and microwave oven. Or, in short, everything you need. The dinette has roomy seating and easily converts into a V-berth with storage and a 6' bed.



#### DRIVER'S CONSOLE.

The unique dash features a custom molded black vinyl-wrapped dash with custom black gauges complete with the Starcraft logo.



#### HEAD.

The cabin's bathroom has an electric quiet flush toilet and hot and cold running water at the stainless steel sink with a pullout faucet for showers.



#### QUEEN BED.

Stretch out and get comfortable on the roomy bed with a stylish reversible comforter and two coordinating pillows.



#### STERN SEATING.

Up on deck, the plush seating includes the L-shaped stern seating. Rear entry platform and ladder make climbing aboard easier.





# P O N T O O N S

When people think of pontoon boats, they automatically think fun. You just can't beat a day on the water with friends. And when it's a Starcraft pontoon, it's even more fun. Why? Because our boats are simply built better with exclusive features like flow-through tube design which channels water to the propeller for better performance. We offer tri-toons on some pontoons for a quiet, stable ride with

power to spare. But you don't have to get our top-of-the-line model to get top quality. All our pontoons feature first-class design and construction. And, our pontoons offer the ultimate in versatility, with something for just about everyone. So whether you're serious about fishing, just want to cruise the day away, live to ski and swim or want to do it all, there's a Starcraft pontoon for you. Let's get the party started.






FOUNTAINS



# CONSTRUCTION 08

## STARCRAFT PONTOONS



### THE STARCRAFT DIFFERENCE:

#### 1 DECK

Our decks feature a seven-layer, pressure-treated plywood that won't warp or rot, and they're secured firmly to the z-channels with through-bolts and screws. That's why we offer a lifetime, transferable warranty on our pontoon decks.

#### 2 Z-BAR

Here's another example of how Starcraft goes the extra mile in creating superior pontoons. Rather than conventional hat channels, we use heavy-duty, extruded Z-bar cross members. This provides exceptional support and superior structural integrity and creates a strong foundation for the entire boat. We then use LockOut® Sealant Tape on every Z-bar cross member to completely seal each deck joint to keep water out.

#### 3 CARPET

There's more than great looks to our seamless plush pile carpet. It's made of 100% U.V. stabilized polypropylene and comes with a five-year warranty. To make sure it stays in place, it's bonded to the deck with marine adhesive, then secured with 200 lbs. of rolling weight, and, finally, fastened to the perimeter with stainless steel staples.





## WE DIDN'T GET HERE BY FOLLOWING THE PACK.

At Starcraft, we like to think that our pontoons are a cut above the usual. And, our customers seem to agree. But we didn't get here by playing by the rules. Everything that goes into our boats, from design to final finish goes beyond the ordinary. Take our tubes for example. They're made of .080 gauge 5052 marine alloy aluminum to resist corrosion. In addition, all mounting hardware is stainless steel for maximum holding power and rust prevention. And that's just the extras we put into our tubes. When taken as a whole, the extra attention to quality and detail makes our pontoons seem miles away from ordinary.



### 4 SPACERS

It's impossible to have a boat in the water without getting some on the deck. The trick is to keep it from creating problems by staying there. So our pontoons feature 3/8" spacers between the fence bottom and the deck, allowing water to drain easily and cutting carpet drying time in half. And, our rotocast furniture features special 360° integrated drains to channel excess water off the boat.

### 5 FENCING

For added strength, the fencing on Starcraft pontoons feature supplemental cross members. The sturdy, foam-backed .030 smooth aluminum panels help eliminate rattling. And we've added a powder coating to keep them looking great for years.

### 6 TUBE CONSTRUCTION

Starcraft pontoons are lighter, more powerful and offer better fuel economy thanks to unique air-filled tubes. For strength, we use heavy .080 gauge aluminum. We also add rear anti-electrolysis drain plugs for easy draining. And finally, we back our tubes with a lifetime warranty.

### 7 NOSE CONE

Starcraft's nose cones are designed for maximum performance. Two 13" fins deflect water away from the boat, for a smooth, dry ride. An anti-puncture skid bar adds an extra layer of protection and helps with steering control. For strength and protection against sharp edges, there's also an extruded aluminum cap.

Starcraft pontoons are built to last, starting with quality material including marine alloy aluminum, stainless steel, 7-layer pressure treated plywood and extruded 2-bar cross members. Then each piece is constructed by experienced professionals for unsurpassed quality.

## STARCRAFT WARRANTY

Starcraft offers a variety of outstanding warranties on our boats. All of our pontoons come with unbeatable lifetime limited warranties on decks, tubes and transoms. We also offer a five-year limited warranty on marine grade carpet and a three-year limited warranty on upholstery vinyl on most models. For complete warranty information on any particular pontoon boat, contact your Starcraft dealer.



**1 DRIVER'S CONSOLE:**

These deluxe consoles feature recessed knee room and a footrest. The high-style look of the dash is complemented by a special quick release windscreen.

**2 UMBRELLA:**

The large umbrella easily mounts on the bow table and conveniently stores under the bimini top.

**3 REFRESHMENT CENTER:**

The driver's console features a handy freshwater sink with a storage area underneath.

**4 CHANGING ROOM:**

A lockable, pop-up changing room provides privacy and convenience.

**5 REAR ENTRY LADDER:**

A large rear entry area makes loading and unloading passengers easier, while swimmers and skiers will appreciate the stainless steel four-step ladder.


**6 AUXILIARY PORT:**

The stereo includes an auxiliary port for an iPod player so you can enjoy the music you love best while onboard.

**7 BOTTOM SKIN:**

The Majestic has raised the bar for performance with the combination of aluminum bottom skin work and our flow-through tube design which controls water flow directly to the propeller.

# STANDARDS







## & OPTIONS

**1 TRI-TOON.**

The superior performance of the tri-toon gives you a quiet, stable ride.

**2 SKI TOW.**

The optional ski tow adds even greater versatility to your pontoon and allows you to take advantage of its power.

**3 PLAYPEN COVER.**

Keep your boat covered when docked, in storage or on the road with our heavy-duty playpen covers. (Standard on Majestic and Elite)

**4 PORTA POTTI.**

Stay out on the water all day with the added convenience of a Porta Potti onboard.

**5 DEPTH FINDER.**

Navigate unfamiliar waters with confidence with the optional depth finder that helps protect the toon's from damage. (Standard on Majestic, optional on Elite)

**6 REMOTE TOUCH PAD.**


Control the volume, select a station or skip to your favorite song without getting out of the helm seat, with a stereo remote mounted on the dash. (Standard on Majestic, optional on Elite)

**7 BOW FILLER.**

Extra furniture unit in the bow adds seating and versatility to your boat. (Not Pictured)



MAJESTIC 216 RE CR




**MERCURY**  
"1 On The Water"



## THE VERY DEFINITION OF DREAMBOAT.

Step onboard this luxury pontoon and all your troubles seem to melt away. With two large seating groups and a plush sundeck all upholstered in rarity vinyl and removable tables and cupholders, this boat was made for entertaining. Everyone can sit back and enjoy the quiet, stable ride, even in busy water. And, for those lucky enough to be behind the wheel and experience the hydraulic steering, it handles like, well...a dream.



256 RE CR



236 RE CR



216 RE CR

### STARCRAFT 2018

#### > MARINE SPECIFICATIONS

	256 RE CR 256 RE	236 RE CR 236 RE	216 RE CR 216 RE
Max HP*	175	150	150
Fuel Capacity (gallon)	30	30	30
Length	25' 6"	23' 6"	21' 5"
Beam	102"	102"	102"
Weight (boat only)	2855	2732	2506
Capacity (persons/lbs.)	(18) 2540	(16) 2260	(14) 1970
Capacity	3240	3085	2775
Fence Height	27"	27"	27"
Tower Height	20"	20"	20"
Tube Diameter	25"	25"	25"
Aluminum Gauge	.080"	.080"	.080"

#### COLOR OPTIONS

See color samples on page 30

\* In-Ton option will increase HP, please see dealer for details.

Not Pictured: 256 RE, 236 RE, 216 RE.



#### DASH.

The stunning custom-molded Rosewood dash features large 5" diameter domed gauges and a custom tilt steering wheel with standard hydraulic steering.



#### DRIVER'S CONSOLE.

For the driver, there's a super comfortable reclining helm seat with arm and locking swivel along with recessed knee room and a footrest. For your guest, a freshwater sink and added storage.



#### BOTTOM SKIN.

Aluminum bottom skin works with our curved, flow-through tube design to control water flow, sending an efficient "jet stream" to the propeller for superior performance.



#### L.E.D. LIGHTING.

The trademark Starcraft arch has L.E.D. lighting, allowing other boaters to see you, day and night.



ELITE

226 RE CR



EVINRUDE  
OUTDOOR





## ALL THE RIGHT MOVES.

This luxurious boat brings together everything you want in a pontoon. And it does it with style to spare. Chaise lounge and pit seating means there's comfortable seating for everyone. An umbrella and bimini top keep it cool all day long and a playpen cover keeps it dry when docked. Our unique color matched powder coated 1-1/4" aluminum fence rails provide safety and head-turning style. And, standard hydraulic steering allows for easy maneuverability. Get onboard with real luxury.



246 RE CR



226 RE CR I/O



206 RE CR

### STARCRAFT 2008

#### ELITE SPECIFICATIONS

	246 RE CR 246 RE	226 RE CR 226 RE	206 RE CR 206 RE	246 RE CR I/O	226 RE CR I/O
Max HP	175	150	115	300	300
Fuel Capacity (gallons)	30	30	30	42	42
Length	24' 3"	22' 3"	20' 3"	24' 3"	22' 3"
Beam	102"	102"	102"	102"	102"
Weight (boat only)	2417	2315	2088	2417	2315
Capacity (persons/lbs.)	(14) 1950	(12) 1700	(12) 1700	(14) 1950	(12) 1700
Capacity	2950	2405	2155	2950	2405
Fence Height	27"	27"	27"	27"	27"
Tintroom Height	20"	20"	20"	N/A	N/A
Tube Diameter	25"	25"	25"	25"	25"
Aluminum Gauge	.080"	.080"	.080"	.080"	.080"

COLOR OPTIONS: Blue Steel | Sandshell | Pearl | Torchwater Red | Silver Champagne

See color samples on page 80

Not Pictured: 24A RE CR I/O, 24B RE, 226 RE CR and 206 RE.



#### DRIVER'S CONSOLE.

The deluxe console features recessed knee room and a footrest along with a custom molded dash with quick-release windscreen.



#### HELM SEAT.

With arm and headrests, a slider and swivel action, this helm seat is comfortable for every driver.



#### UNDERSEAT STORAGE.

Seat cushions move easily to reveal underseat storage that helps keep the deck clear.




#### REAR ENTRY & CHANGING ROOM.

The sundeck easily transforms to reveal a pop-up changing room and a convenient rear entry.









## THE PERFECT ENDING TO A DAY ON THE WATER.

How do you make a great day on your pontoon even better? Stay for the night. Our exciting camper option makes it possible to get even more from your Elite pontoon. It converts easily from a luxury pontoon to your own private campsite on the lake, the river or at your dock. It has everything you need for overnight trips including an enclosure, an air bed and a privacy room with Porta Potti. It's the perfect way for your family to get the most out of your time together.

### STARCRAFT 2008 ELITE CAMPER OPTION SPECIFICATIONS

	246 RE CR CAMP	226 RE CR CAMP
Max HP	150	135
Fuel Capacity (gallons)	30	30
Length	24'3"	22'3"
Beam	102"	102"
Weight (boat only)	2417	2315
Capacity (persons/lbs.)	(14) 1950	(12) 1410
Capacity	2950	2405
Fence Height	27"	27"
Tarpsm Height	20"	20"
Tube Diameter	25"	25"
Aluminum Gauge	.080"	.080"

COLOR OPTIONS: Blue Steel | Sport (Yellow/Red)  
| Terracotta Red | Silver Champagne  
See color samples on page 80  
(Canvas available in Tan only. Playpen cover standard.)



226 CAMPER  
(246 Camper also available)



## STARCRRAFT PONTOONS 08 STARFISH, LIMITED & CLASSIC

### 1 DRIVER'S CONSOLE.

Rosewood panels, domed gauges and the quick-release smoked Plexiglas® windscreen give the dash a sporty look.

### 2 ROD HOLDERS.

Keep your favorite rod safely out of the way, yet still within easy reach with the built-in rod storage.

### 3 CHANGING ROOM.

Add privacy while on the water with a roomy, lockable pop-up changing room.

### 4 UNDER SEAT STORAGE.

A large storage area is hidden under the bow seats. The cushions flip up easily for quick access.

### 5 DELUXE FISHING SEATS.

These comfortable seats with an exclusive pinless design are ideal for fishing. There are two or four to a boat depending on the model.

(Starfish model shown below.)

### 6 AUXILIARY PORT.

Starcraft's boats come with an AM/FM radio with an auxiliary port for an mp3 player.

### 7 AERATED LIVEWELL.

There's plenty of room to keep even a record-breaking catch fresh all day with these spacious livewells. (Starfish model shown.)

# STANDARDS







## & OPTIONS

**1 DOCKING LIGHTS.**

Perfect for night cruises, optional docking lights make docking a bit easier.

**2 SKI TOW.**

Make the most of your time on the water by adding a ski tow that stores away when not in use. (Starfish)

**3 PLAYPEN COVER.**

This heavy canvas playpen cover keeps your pontoon dry, protected and free from debris when not in use. (Standard on Starfish, optional on Limited and Classic)

**4 PORTA POTTI.**

You can stay out on the water all day long with the optional Porta Potti.

**5 TRI-TOON.**

The exclusive tri-toon design provides both a quiet, stable ride and a powerful 150 horsepower performance. (Optional on Limited only)



STARFISH 226 4-PT



**MERCURY**  
"On The Water"

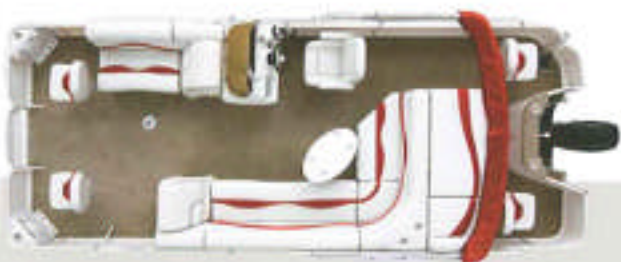


## IT'S A FISHING BOAT THAT DOUBLES AS A LUXURY CRUISER.

Go ahead and get comfortable while you wait for the fish to bite. The Starfish's wide beam design provides room for casting or relaxing. Catch plenty of fish in one of the deluxe fishing seats with composite bases, pinchless hinges and locking swivels. Or catch some rays on the plush chaise lounge or roomy sundeck. Options like the impressive fishing package or a ski tow and Porta Potti make it the kind of fishing boat others only dream of.



246 4-PT



226 4-PT



206 4-PT

### STARCRRAFT 200H

#### STARFISH

#### SPECIFICATIONS

	246 4-PT	226 4-PT	206 4-PT
Max HP	150	150	115
Fuel Capacity (gallon)	30	30	30
Length	22' 3"	22' 3"	20' 3"
Beam	102"	102"	102"
Weight (boat only)	2315	2315	2088
Capacity (persons/ft.)	(12) 1700	(12) 1700	(10) 1410
Capacity	2405	2405	2135
Fence Height	27"	27"	27"
Transom Height	20"	20"	20"
Tube Diameter	25"	25"	25"
Aluminum Gauge	.080"	.080"	.080"

#### COLOR OPTIONS

See color samples on page 20



#### DRIVER'S CONSOLE.

The sophisticated console features a custom molded dash, and for the ultimate comfort, recessed knee room and a footrest. An optional gimble-mounted fish finder is also available.




#### ROD STORAGE.

Located at the bow, two rod storage holders provide ample room for storing up to eight rods.



#### CHANGING ROOM.

A lockable pop-up changing room tucks neatly out of the way when not in use.



#### LIVEWELL.

The aerated livewell gives you room for everyone's catch. Two aerated livewells come standard on the 246 4-PT.



LIMITED 206 RE CR




**MERCURY**  
"1 On The Water"



## LOOK SMART IN AND OUT OF THE WATER.

Turn heads on the water in this stylish pontoon filled with deluxe features. A wide beam provides plenty of deck space for the whole family. Roomy seating groups and removable tables are designed to keep everyone comfortable. The fishing models feature aerated livewells and swivel chairs for comfortable fishing. Or add an optional ski tow bar for even greater versatility. And best of all, you get all this for less than you think. Now that's smart.



206 RE CR



226 RE CR



246 RE CR



206 RE CR

Not Pictured: 226 RE, 206 RE

### STARCRAFT 2006

#### LIMITED SPECIFICATIONS

	246 RE CR	246 RE	226 RE CR	226 RE	206 RE CR	206 RE
Max HP	150	150	150	150	115	115
Fuel Capacity (gallon)	30	30	30	30	30	30
Length	24' 3"	24' 3"	22' 3"	22' 3"	20' 3"	20' 3"
Beam	102"	102"	102"	102"	102"	102"
Weight (boat only)	2417	2417	2315	2315	2088	2088
Capacity (persons/lbs.)	(14) 1950	(14) 1950	(12) 1700	(12) 1700	(10) 1410	(10) 1410
Capacity	2590	2590	2405	2405	2155	2155
Fence Height	27"	27"	27"	27"	27"	27"
Taxman Height	20"	20"	20"	20"	20"	20"
Tube Diameter	25"	25"	25"	25"	25"	25"
Aluminum Gauge	.080"	.080"	.080"	.080"	.080"	.080"

COLOR OPTIONS: Blue | Red | Champagne | Yellow/Red

See color samples on page 60



#### DASH.

The console features molded acrylic shroud and quick release smoked Plexiglas® windscreen. For entertainment, there's an AM/FM radio with an auxiliary port for an mp3 player.



#### HELM CHAIR.

The plush, barrel-style helm chair is on a slider with locking swivel and has a built-in cup holder on the arm.



#### UNDERSEAT STORAGE.

A large storage area is hidden under the bow seats. The cushions flip up easily for quick access.



#### REAR ENTRY & CHANGING ROOM.

The pop-up changing room provides privacy while the rear entry provides easier access from the dock or the water.



CLASSIC 200 RE CRUISE



**MERCURY**  
"1 On The Water"



## A GREAT VALUE NEVER LOOKED SO GOOD.

Are you ready to get your family out on the water? Then the Classic is your best bet. Roomy and stylish with Starcraft's unparalleled quality, this boat has it all, and at a great value. And did we mention versatility? Spend the day fishing, cruising, swimming or relaxing — or do it all. You even have the option of adding a playpen cover so that your pontoon's interior is protected from weather when not in use.



200 RE



200 2-PT



180 RE



140 Cruise/Fish

### STARCRAFT 2008 CLASSIC SPECIFICATIONS

	200 RE	200 2-PT	180 RE	140 CF
Standard Power	25 ELPTO	25 ELPTO	25 ELPTO	9.9 EL
Max HP	60	60	50	25
Fuel Capacity (gallons)	Port. Tank	Port. Tank	Port. Tank	Port. Tank
Length	20'	20'	18'	14' 4"
Beam	96"	96"	96"	96"
Weight (boat only)	1695	1545	1535	875
Capacity (persons/in.)	(9) 1200	(9) 1200	(7) 950	(6) 850
Capacity	1700	1700	1475	1225
Fence Height	27"	27"	27"	23"
Transon Height	20"	20"	20"	20"
Tube Diameter	23"	23"	23"	23"
Aluminum Gauge	.080"	.080"	.080"	.080"

COLOR OPTIONS: Blue / Champagne  
See color samples on page 80



#### DRIVER'S CONSOLE.

Take control at the comfortable helm. Add the optional windscreen shown here for a stylish look that keeps you out of the wind.



#### STEREO.

Keep everyone singing along with the optional AM/FM stereo with an auxiliary port for an mp3 player.



#### CHANGING ROOM.

The Classic is now available with a convenient and lockable pop-up changing room.



#### STORAGE.

Keep life vests or other gear stowed neatly out of the way with the ample underseat storage.



STARCRAFT

# PONTOONS 08



MAJESTIC 256 RE CR



MAJESTIC 236 RE CR



MAJESTIC 216 RE CR



ELITE 246 RE CR




ELITE 226 RE CR  
shown with sport color



ELITE 226 RE CR I/O  
shown with optional wave tower

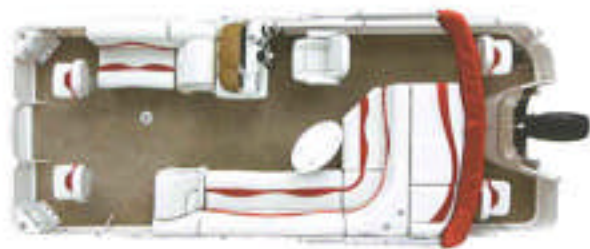


ELITE 206 RE CR



STRAFISH 246 4-PT





STRAFISH 226 4-PT



LIMITED 206 RE CR



STRAFISH 206 4-PT




CLASSIC 200 RE



LIMITED 246 RE CR




CLASSIC 200 2-PT  
shown with optional windscreen



LIMITED 246 RE



CLASSIC 180 RE



LIMITED 226 RE CR



CLASSIC 140 CRUISE/FISH











STARCRAFT 08

# COLORS

## FIBERGLASS EXTERIOR COLORS



## PONTOON EXTERIOR COLORS



## FIBERGLASS INTERIOR VINYL COLORS



## HAMMERED METAL

New this year, the modern look of hammered metal on our high grade vinyl. With six dramatic colors to choose from, you're sure to find the perfect color that not only complements your boat, but fits your personal style, as well.




## PONTOON INTERIOR VINYL COLORS



### ELITE, LIMITED, CLASSIC & STARFISH

A warm, neutral base color creates an ideal backdrop for our vibrant selection of vinyl trim colors for the Elite, Limited, Classic and Starfish. The Elite Sport features our new Hammered Metal vinyl, which adds a modern look and feel.




### MAJESTIC

In a class by itself, the Majestic features a rich, rarity vinyl that still offers protection from sun and water. The base colors combine to create an upscale look and sophisticated style.



### CLASSIC >



### LIMITED & STARFISH >



### ELITE >

Please visit [www.starcraftmarine.com](http://www.starcraftmarine.com) for exterior shots of Sport model.



### EURO PACKAGE

Many Starcraft models are available in our new Euro Package color option. Please visit [www.starcraftmarine.com](http://www.starcraftmarine.com) for further details.

## PONTOON CARPET COLORS



### CLASSIC, LIMITED & STARFISH >

Our pontoons feature marine grade fade-resistant carpet in a range of sophisticated color choices designed to complement our base color schemes. The Elite, Elite Sport and Majestic feature sculptured carpeting. You also have the option of vinyl flooring available in two colors.

## OPTIONAL VINYL FLOORING

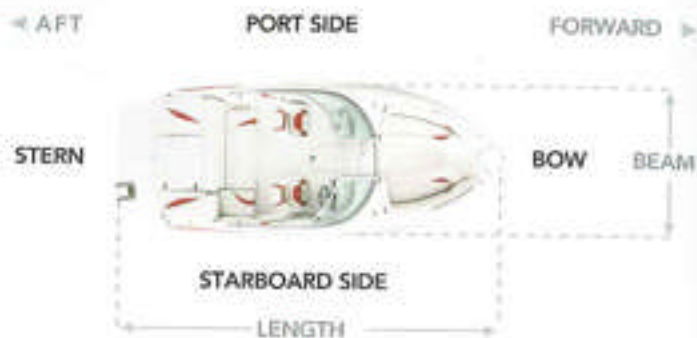


Only available on 14' Classic.



# GLOSSARY 08

## BOATING & WATERSPORTS TERMS



**Aft:** toward the rear of the boat

**Anchor:** to secure a boat to the bottom

**Batten Down:** to secure hatches and loose objects both within the hull and on deck

**Beam:** the width at the widest part of the boat

**Bevel:** the transition area between the side and bottom of a ski; bevels may be sharper or rounder, depending on the preference and skill level of the skier

**Bilge:** the area in the bottom of the boat where seepage collects

**Bindings:** snug-fitting rubber or hardshell mounts for the feet on a ski or wakeboard

**Bow:** the front of the boat

**Buoy:** a floating navigational marker

**Chine:** the part of the hull where the sides meet the bottom

**Cleat:** a two-horned fitting for securing lines to the boat

**Cockpit:** the area of the boat behind the helm

**Concave:** the shape of the bottom of a slalom ski which affects maneuverability

**Cuddy:** a small-shelter cabin in a boat

**Deadrise:** the angle of the bottom of the hull near the transom

**Deck:** the floor of the boat

**Deepwater Start:** when a skier or wakeboarder begins a run by being pulled up from the water

**Dock:** the protected area where boats are moored

**Dock Start:** when a skier or wakeboarder begins a run by being pulled from a dock or the shore

**Downwind:** moving with the wind

**Draft:** the distance from the waterline to the lowest point of the boat

**Fin:** the portion of the bottom of a ski which makes turning easier

**Flex:** the measurement of stiffness in a ski; the greater the flex, the easier it is to turn, but the less it will accelerate

**Freeboard:** the distance from the waterline to the gunwale

**Gel Coat:** the exterior finish on a fiberglass boat

**Gunwale:** the top edge of the boat's sides

**Helm:** the wheel or tiller that steers the boat

**Holeshot:** the speed at which a boat takes off, as when pulling a skier out of the water

**Horsepower:** a unit of measurement used to determine power and output of an engine

**Hull:** the main body of the boat, not including the interior or deck

**Inboard/Outboard (I/O):** a propulsion system that combines an inboard engine with an outboard drive unit

**Keel:** the bottom center of the hull, running the entire length

**Knee Boarding:** a tow sport where the rider kneels on a wide board

**Livewell:** a container filled with water and often equipped with accessories such as lighting and aeration, used to hold and transport live fish

**Midship:** approximately equal distance between the bow and stern

**Moor:** to secure a boat with lines

**Nautical Mile:** approximately 6076 feet, about 1/8 longer than the statute mile of 5280 feet

**Outboard:** a detachable engine mounted on the stern of the boat

**Personal Flotation Device (PFD):** the official term for a life jacket

**Planing:** when a boat is moving over the top of the water rather than through the water

**Port:** the left side of the boat as you face forward

**Propeller:** the blades attached to the motor that propel the boat

**Ramp:** a term used to denote the launch/retrieval area for a boat



## GET IN ON THE FUN. GET SMART ABOUT SAFETY.

Now there's a great way to guide your children through some important safety dos and don'ts: the Starcraft Coloring Book. Simply call 1-800-535-5722 to get your child's free copy. In addition, your child can color an original picture of your family in a Starcraft boat to join the Starcraft Kids Club. Every member receives a free T-shirt as well as other surprises throughout the year.



**Rocker:** the measurement of curve on the bottom of a ski; the greater the rocker, the more it will turn but the less it will accelerate

**Running Lights:** lights that are required to be shown while underway between sundown and sunup

**Slalom:** skiing on one ski, skiing in a zigzag through a course marked by buoys while the boat maintains a straight line

**Spotter:** the person designated to watch the skier/tuber at all times and help communicate with the driver

**Starboard:** the right side of the boat as you face forward

**Stern:** the rear of the boat

**Stow:** to put an item in its proper place

**Tiller:** the handle for steering an outboard motor

**Transom:** the squared-off section of the stern

**Trim:** to adjust the running attitude of the boat by moving the drive unit up or down (out or in)

**Underway:** when the boat is moving and not moored or anchored

**Upwind:** moving against the wind

**V-Hull or Vee-Hull:** a hull with a V-shaped bottom, designed to split the waves and soften the ride

**Wake:** the waves a boat leaves behind when it's moving

**Walk-Through:** the passageway through the windshield from the cockpit to the bow

**Waterline:** where the surface of the water meets the sides of the boat

**Winch:** the revolving crank on a trailer allowing you to up-load your boat



## NOW YOU'RE PART OF THE FAMILY.

The people who work at Starcraft are more than a team. We're family. So, we're proud of each other and what we do — and it shows in the quality and craftsmanship of every Starcraft product. That's why our entire company is committed to making sure you get every ounce of enjoyment from your new purchase. If you ever have a question about your boat, or simply want to know more about the complete line of Starcraft pontoons, deck boats and runabouts, give us a call at 1-260-593-2500. Or visit our website at [www.starcraftmarine.com](http://www.starcraftmarine.com). We'll be happy to send you a free brochure.



08

THANK YOU! HONOLULU OFFICE

**MERCURY**  
Outboard Motors

**YAMAHA**  
Outboard Motors

**EVINRUDE**  
Outboard Motors



STARCRAFT



MAGAZINE



Starcraft Marine | 201 Starcraft Drive | P.O. Box 317, Tipton, IN 46571 | 280-533-2500 | [www.starcraftmarine.com](http://www.starcraftmarine.com)

TO ORDER YOUR FREE SAFETY COLORING BOOK AND TO JOIN  
THE STARCRAFT KIDS CLUB, CALL 1-800-535-5722

TO TALK TO THE DEALER NEAREST YOU, DIAL 1-866-772-4538  
Connects directly to dealer. Please call during business hours.

Authorized Starcraft Dealer

In the interest of continually developing the finest products possible, Starcraft reserves the right to change products and specifications without notice. All representations in this catalog are believed to be correct at the time of publication. Some optional equipment may be shown in some photographs. Some models may not be available outside the United States.

© 2007 Starcraft Marine. Printed in U.S.A. 100P 296-040