

08

STARCRAFT



FISHING MAGAZINE



RETHINK YOUR PRIORITIES.

All it takes is one day out on the water in a Starcraft fishing boat, and you'll be ready to change your whole life. Work less, fish more. That kind of thinking is hard to ignore in boats like these. Unquestionable reliability, outstanding design and unbeatable performance are all wrapped up together to create the ultimate fishing boat. It doesn't hurt that Starcraft began building boats out of metal almost a century ago. And we still haven't seen anyone do it better. But that alone won't cause you to reconsider your life. It takes all the details that make Starcraft fishing boats something special — custom consoles, abundant storage, comfortable seats, aerated livewells and the widest selection in the industry. The undeniable beauty of the boats sure doesn't hurt either. So get ready to change your life forever with a fishing boat from Starcraft.






CONTENTS:

BOATS			
Islander	6	Standards & Options	26
Fishmaster	8	Starcaster	30
Mariner	10	Full Lineup	32
Super Fisherman	12	Freedom & Rogue	34
STX Pro Series	14		
Standards & Options	18	SPECIAL INTEREST	
Starfish	22	Construction	4
Starfire	24	Team Starcraft	16



CONSTRUCTION 08

ALUMINUM BOATS



THE STARCRAFT DIFFERENCE:

1 5052 H34 MARINE GRADE ALUMINUM.

Recognized for its durability and toughness, this is the only aluminum we use on our boats. It resists dents, dings and corrosion. It also gives our boats the greatest tensile strength available. So your Starcraft boat will last and last.

2 FOAM INJECTION.

At Starcraft, our foam is injected, not poured, between the floor and hull. This allows the gasoline-resistant urethane foam to fill every cavity — eliminating all air and water pockets for greater buoyancy and reduced noise. It's a difference you can feel as soon as you climb aboard in the strength and support of the floor.

3 FULL-LENGTH REVERSE CHINE.

Our exclusive reverse chine design pushes water down and away. This keeps the bow down as you accelerate, getting you out of the hole faster. It also gives you superior acceleration and improved cornering. It's one of the things that makes our boats unique.

NMMA
CERTIFIED
using ABYC standards

NMMA Certified

BRING ON THE CHOP.

Nearly a century ago, Starcraft became the first manufacturer to build boats out of metal, and we have yet to see anyone do it better. Our sturdy aluminum hulls provide exceptional strength, stability and safety — even in the roughest waters.



4 TBC STRINGER SYSTEM.

Other manufacturers rely on flat I-beams as the basis of their construction, but at Starcraft, we use the elite Torsion Beam Construction (TBC) stringer system. This strong, resilient and flexible system offers greater shock absorption, giving you yet a smoother ride — even in rough waters.

5 MACHINE-FORMED RIBS.

Designed and built for superior strength and flexibility, our machine-formed ribs outperform the traditional, heavy two-ply aluminum ribs used by our competitors.

6 DOUBLE-RIVETED SEAMS.

Throughout our boats, all transom and chine seams are double-riveted. Double-riveting provides a tighter seal for increased structural integrity. It's just another example of the extra steps Starcraft takes to ensure that our boats perform better and last longer.



POWER-TRAC HULL®.

Our shock-absorbing Power-Trac Hull® combines longitudinal, machine-formed ribs with Starcraft's exclusive Torsion Beam Construction (TBC) stringer system that flexes with the waves instead of against them, providing greater strength and a smoother ride.

BUILT TO LAST.

How tough is a Starcraft aluminum fishing boat? Glad you asked. Each one is NMMA Certified and meets or exceeds all U.S. Coast Guard requirements. We use only 5052 H34 marine grade aluminum — the toughest we could find — to resist dents, dings and unwanted corrosion. We also finish our boats with a radiant heat-cured paint finish for good looks that will last, season after season.

ISLANDER

08



MERCURY
On The Water

ISLANDER

Take on the big water with no worries with Islander. Islander's big water hull provides a superior ride and handling even in rough coastal waters. Don't worry about going out too far with a large fuel tank and a cuddy cabin that's perfect for spending the night on the water. And when it comes time to be getting home, the Islander is light enough for easy trailering. So relax. We've got you covered.



221 I/O



221 OB



191 I/O



191 OB

STARCRAFT 2008

> ISLANDER SPECIFICATIONS

	221 I/O	221 OB	191 I/O	191 OB
Max HP	220	200	135	150
Fuel Capacity (gallons)	52	52	34	34
Length	22' 6"	24' 6"	19'	21'
Beam	96"	96"	96"	96"
Weight (boat only)	1858	2023	1532	1697
Capacity (persons/lbs.)	(8) 1200	(8) 1200	(8) 1200	(8) 1200
Capacity (lbs.)	2000	2400	2000	2000
Inside Depth	30"	30"	30"	30"
Transom Width	90"	90"	90"	90"
Chine Width (at Transom)	81"	81"	81"	81"
Transom / Bracket Height (for engine)	N/A	25"	N/A	25"
Aluminum Gauge	.100"	.100"	.100"	.100"
Boat Motor and Trailer Length	28'	30'	23' 7"	25' 7"
Towing Weight	3983	3777	3332	3292
Draft with Drive Down	34"	26"	36"	30"
Draft with Drive Up	22"	13"	24"	18"
Deadrise (degree)	18	18	18	18

COLOR OPTIONS: ■ Light Gray with Black ■ Light Gray with Electric Blue



DRIVER'S CONSOLE.

The starboard helm features domed gauges and an AM/FM stereo with an auxiliary port for an mp3 player. The optional fish locator gives you a big advantage.



V-BERTH.

The cushioned V-berth comfortably seats four and easily converts into a bed. There's also an interior light, privacy curtains and storage underneath.



ROOM TO MOVE.

The unique position of the motor bracket creates a wide open deck for casting and fishing. The spacious stern has in-floor storage, too.

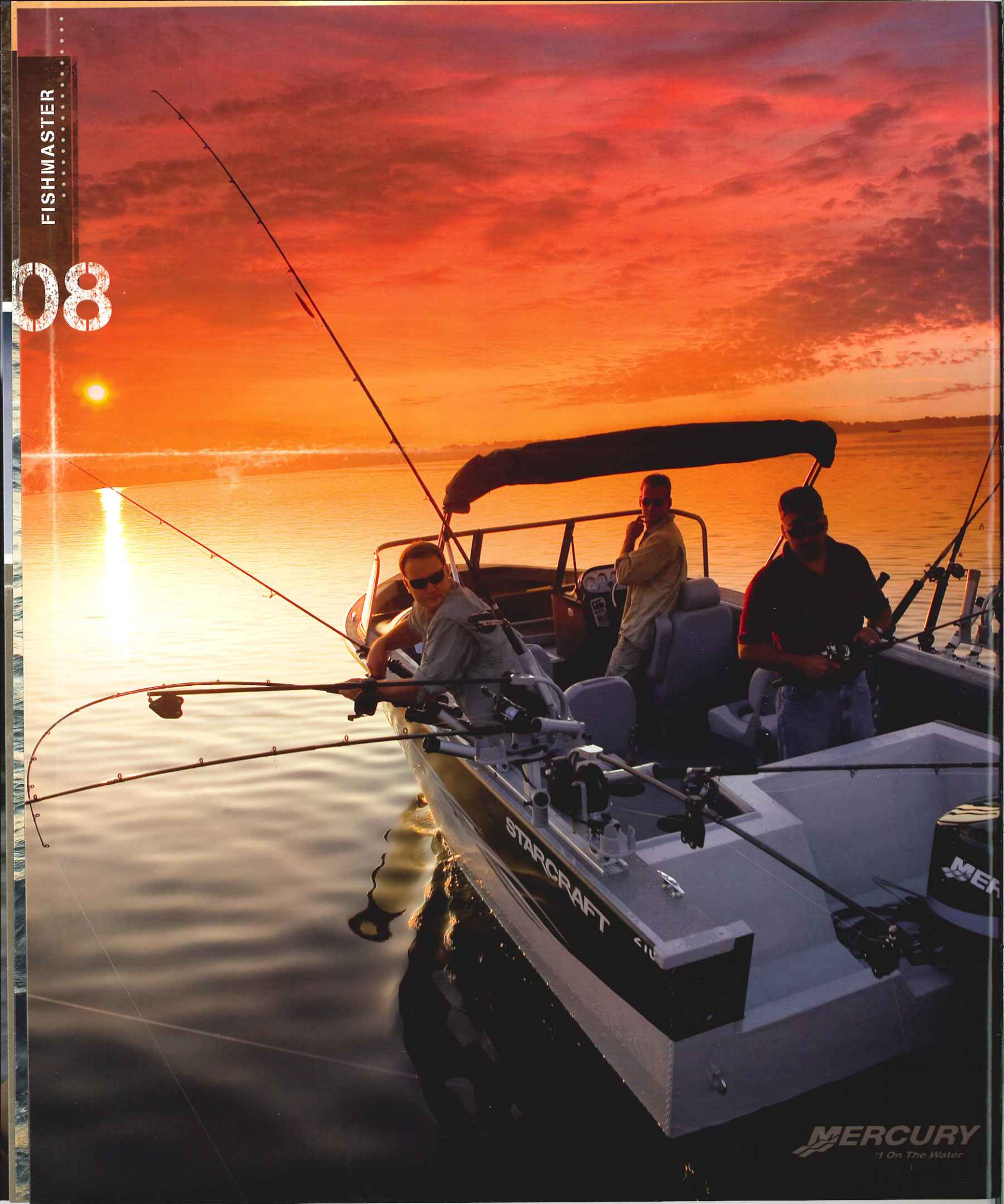


MOTOR BRACKET.

Moving the motor bracket farther back on the transom creates more space in the cockpit.

FISHMASTER

08



MERCURY
1 On The Water

FISHMASTER

Get the power to calm the seas with the Fishmaster. The trick is Starcraft's revolutionary wave-taming Power Trac Hull® that ensures quick planing, superb handling and a dry ride. And, it gives you the power to go after bigger fish in bigger water. You'll also have the power to extend your fishing season with the optional full enclosure curtains. All and all, it makes for one powerful fishing boat.



2100



196

STARCRAFT 2008

> FISHMASTER SPECIFICATIONS

	2100	196
Max HP	250	175
Fuel Capacity (gallons)	52	52
Length	20' 10"	19' 9"
Beam	101"	100"
Weight (boat only)	1715	1498
Capacity (persons/lbs.)	(10) 1410	(9) 1250
Capacity	2350	2050
Inside Depth	31"	31"
Transom Width	99"	99"
Chine Width (at transom)	94"	84"
Transom / Bracket Height (for engine)	25"	25"
Aluminum Gauge	.100"	.100"
Boat Motor and Trailer Length	25' 7"	23' 5"
Towing Weight (w/standard power)	3795	3394
Draft with Drive Down	26"	29"
Draft with Drive Up	15"	17"
Deadrise (deg. at transom)	15	19

COLOR OPTIONS: ■ Light Gray with Black ■ Light Gray with Electric Blue



DRIVER'S CONSOLE.

The stylish dash features domed gauges, six rocker switches, AM/FM stereo with an auxiliary port for an mp3 player and tilt wheel. A convenient fish finder is available as an option.



HELM SEAT.

Drivers can get comfortable in the stylish deluxe helm seat with locking swivel on a removable pedestal.



JUMP SEAT.

Removable stern jump seats both port and starboard add seating while still allowing easy access to downriggers and storage areas.



STOCKED STERN.

The spacious stern features easy-to-clean vinyl interior, convenient in-floor storage and an integrated wash-down system.

MARINER

08



STARCRAFT

MR 2100

MERCURY

MERCURY

MARINER

Introducing the Mariner. This aluminum center console boat has rugged torsion beam construction, making it perfect for big water fishing. It cuts right through rough seas with our exclusive Power Trac Hull®. The fishing-friendly transom, full-length cockpit toe-kicks, a bow casting deck with storage for gear and a generous 52-gallon tank ensure that you'll get the most from your day of fishing. It's the ultimate fishing machine.



2100 CC

STARCRAFT 2008

> MARINER

SPECIFICATIONS

2100 CC

Max HP	250
Fuel Capacity (gallons)	52
Length	20' 10"
Beam	101"
Weight (boat only)	1715
Capacity (persons/lbs.)	(10) 1410
Capacity	2350
Inside Depth	31"
Transom Width	99"
Chine Width (at transom)	94"
Transom / Bracket Height (for engine)	25"
Aluminum Gauge	.100"
Boat Motor and Trailer Length	25' 7"
Towing Weight (w/standard power)	3795
Draft with Drive Down	26"
Draft with Drive Up	15"
Deadrise (deg. at transom)	15

COLOR OPTIONS: ■ Light Gray with Black



CENTER CONSOLE.

The fiberglass console with hand rail and aerodynamic windscreen comes complete with domed gauges, six rocker switches and a shift/throttle control.



LIVEWELL.

The aerated livewell, which can also be used as a baitwell, is located underneath the cushioned seats in front of the console.



STERN SEATING.

You have room for friends without sacrificing fishing space with the removable stern jump seats both port and starboard.



ROD STORAGE.

Port and starboard open rod storage gives you easy access while still protecting your rods.



SUPERFISHERMAN

Leave it to Starcraft to design a boat for both serious fishing and family fun. Anglers will love the large casting decks, fishing seats, two aerated livewells and optional trolling motor. Flip up the stern seating and get ready for some family fun. Add the optional swim platform and ladder to add easy-access swimming to the list of activities. Either way, you'll enjoy a smooth ride.

STARCRAFT 2008 > SUPERFISHERMAN SPECIFICATIONS

	210	180	170 I/O	170 OB
Max HP	250	200	150	150
Fuel Capacity (gallons)	32	32	32	32
Length	20' 8"	18' 7"	17' 8"	17' 8"
Beam	100"	100"	100"	100"
Weight (boat only)	1765	1356	1273	1273
Capacity (persons/lbs.)	(10) 1341	(9) 1250	(8) 1075	(8) 1075
Capacity	2300	1985	1800	1800
Inside Depth	29"	29"	29"	29"
Transom Width	99"	99"	99"	99"
Chine Width (at transom)	84"	84"	84"	84"
Transom / Bracket Height (for engine)	25"	25"	25"	25"
Aluminum Gauge	.100"	.100"	.100"	.100"
Boat Motor and Trailer Length	25' 7"	23'	23'	23'
Towing Weight (w/standard power)	3715	3195	2976	2976
Draft with Drive Down	27"	29"	29"	29"
Draft with Drive Up	17"	17"	17"	17"
Deadrise (deg. at transom)	19	19	19	19


COLOR OPTIONS: ■ Light Gray with Black ■ White with Red ■ White with Blue



210



180



170 I/O (Also available in OB)
Comes with Mercury Vazer 100 HP Engine.

VAZER

170 OB not shown




DRIVER'S CONSOLE.

The custom-molded dash features domed gauges, rocker switches and a custom wheel. And it has plenty of room for electronics, including an optional fish finder.



ROD STORAGE.

Keep your rods safe in the roomy in-floor storage with tube holders for six rods.



BOW CONVERSION.

This new bow filler easily locks in place to create a large fishing platform, then stores neatly away to create a family-friendly bow rider area.



STERN SEATS.

The stern platform easily converts to passenger seating, so you can bring along the whole family. Shown with optional snap-in carpet.

STARCRAFT FISHING



STX PRO SERIES

This pro-level boat takes fishing to a whole new level, beginning with Starcraft's Power Trac Hull® to tame rough water. The spacious bow area gives you plenty of room for casting and features a loaded bow panel. And once you start reeling them in, you'll appreciate the trophy-sized aerated livewell that drains with a flip of a switch — no standpipe needed. It's time to get serious about fishing.



2050

Ask your dealer for rod holder accessories



1800

STARCRAFT 2008

> STX PRO SERIES SPECIFICATIONS


	2050	1800
Max HP	250	200
Fuel Capacity (gallons)	52	52
Length	20' 2"	18' 2"
Beam	100"	100"
Weight (boat only)	1734	1337
Capacity (persons/lbs.)	(7) 1000	(6) 900
Capacity	2115	1700
Inside Depth	24"	24"
Transom Width	99"	99"
Chine Width (at transom)	84"	84"
Transom / Bracket Height (for engine)	25"	25"
Aluminum Gauge	.100"	.100"
Boat Motor and Trailer Length	24' 6"	22' 6"
Towing Weight (w/standard power)	3715	3396
Draft with Drive Down	29"	29"
Draft with Drive Up	17"	17"
Deadrise (deg. at transom)	19	19

COLOR OPTIONS: ■ Light Gray with Black ■ Light Gray with Red



DRIVER'S CONSOLE.

The sophisticated console offers plenty of room for today's electronics. It also features a tall walk-through windshield for foul weather protection.



ROD STORAGE.

You can go pro with the STX 2050. It features a pro-sized central rod storage that can hold up to four 90-inch and four 96-inch rods.



BOW CONTROLS.

Now you can run the show without giving up your fishing seat with a control panel built into the bow.



LOADED BOW WITH BAIT BUCKET.

This bow has it all — an above deck baitwell, an extra large storage compartment with lids, and, on the STX 2050, rod storage complete with rod tip protection.

TEAM STARCRAFT

PROFESSIONAL FISHERMEN

08

We at Starcraft Marine are so very proud of our Team Starcraft pro fishing team and the accomplishments made throughout the 2007 tournament season. We have a hardworking team that not only fish well but represent our product line and our dealer network to the best of their ability. Team Starcraft participates in a number of professional fishing circuits ranging from walleye, bass and crappie to musky, striper and catfish. And, we're looking forward to the 2008 season.




IN A LEAGUE OF THEIR OWN.

We introduced our new Starcraft STX 2050 Tournament Boat and we ran nine boats to a select group of nine pros. Here were the results in some of the walleye circuits throughout North America.

- 4 - Wins
- 2 - Team of the Year Titles
- 41 - Top Ten Finishes
- 6 - Cabelas MWC World Walleye Championship Qualifiers
- 2 - Cabelas MWC Top 10 Finishes World Walleye Championship
- 2 - FLW Championship Qualifiers – 8th and 15th in Angler of the Year Standings out of 150 Anglers
- 5 - Cabelas NTC Qualifiers (National Team Championship)
- 9 - Top Ten Team of the Year / Angler of the Year Awards

WALLEYE CIRCUITS FISHED IN 2007 & WHERE TO LOOK FOR US IN 2008:

- Cabelas MWC (Masters Walleye Circuit)
- Wal-Mart FLW Walleye Tour
- Wal-Mart FLW Walleye League
- In Fisherman PWT (Professional Walleye Trail)
- MWT (Michigan Walleye Tour)
- MTT (Minnesota Tournament Trail)
- WSWC (Washington State Walleye Circuit)



TEAM MEMBERS.

We are so proud of our Team members. That is why we invite you to join us and take a ride in the best freshwater tournament boat on the market. And, become a member of the hottest fishing team in the world of walleye fishing today.

Thank you to the following Team Starcraft Members and STX 2050 Owners:

- + Greg Yarbrough - Port Clinton, OH
- + Jeff Manz - Vanderbilt, MI
- + Matt Davis - Marion, OH
- + Dan Gies - Huron, OH
- + Nate Seiferlein - Marine City, MI
- + Shawn Bongers - Spokane, WA
- + Mike McMaken - Cedarville, MI
- + Jeff Seyka - Milford, MI
- + Gary Zart - Hinkley, OH
- + Bill Murray - Brighton, MI

We would also like to introduce the newest members of our fishing team and proud new STX 2050 owners.

- + Ed Clements - Bay City, MI
- + Jason Doyon - Soo, Ontario
- + Joe Cartright - Appleton, WI
- + Tony Puccio - Verona, WI - Longtime Starcraft pro staff member and soon-to-be new STX 2050 owner

Thank you to our other Starcraft Anglers:

- + Todd Robinson - Hubbard, OH
- + Mark Broderick - Coon Rapids, MN
- + Derek Wilkes - Brighton, MI



STARCRRAFT FISHING




STANDARDS & OPTIONS

08

ALUMINUM BOATS

- 1 DRIVER'S CONSOLE.** Standard features on Fishmaster, Islander and Futura driver's console include domed gauges, hydraulic or anti-feedback steering and deluxe rocker switches. It's shown here with optional fish finder.
- 2 LIVEWELL.** Our spacious livewells feature Starcraft's Flow Rite System to keep your catch fresh. A drain system that runs through the transom makes it easy to clean. (Shown on Mariner 2100.)
- 3 WASH DOWN HOSE.** Cleanups and wash-downs are a breeze with this convenient hose with spray nozzle. (All Fishmaster and Mariner models.)
- 4 HELM SEAT.** This stylish helm seat features pinch-proof hinges and roto-molded, wood-free construction, so it won't warp or rot. (Fishmaster 2100 and 196; Super Fisherman 210.)
- 5 IN-FLOOR ROD STORAGE.** All our Super Fisherman models feature spacious in-floor lockers with tube holders for as many as six rods.
- 6 ROD STORAGE.** Enjoy easy accessibility without sacrificing protection with port and starboard rod storage. (Fishmaster 196 and 2100 and Mariner 2100.)
- 7 STERN SEATING.** The Super Fisherman's flip-up stern seats add room for passengers without sacrificing casting space. (170, 180 and 210.)
- 8 ROD TRACK (not shown).** Port and starboard rod tracks, from  Bert's Custom Tackle, are standard on all side deck boats, making it easy to add downriggers and rod holders for greater versatility.

STANDARDS





& OPTIONS

STARCRAFT WARRANTY

Starcraft boats are among the best backed boats in the business. Most of our aluminum fishing boats come with lifetime limited warranties on the double riveted seams and floor and cabin bunk tops. We also offer a ten-year limited hull warranty, a five-year limited warranty on optional marine grade carpet and a three-year warranty on upholstery vinyl. For complete warranty information regarding your boat, see your Starcraft dealer.

- 1 FISH LOCATOR.** All of our fishing boats offer a choice of optional fish finders that mount right on the console.
- 2 BIMINI TOP, BOW TONNEAU COVER, DROP, SIDE & AFT CURTAIN SET.** Fish comfortably in any weather with our optional coverings that are treated to resist water and mildew. (Fishmaster, Islander, Super Fisherman and STX.)
- 3 THROTTLE.** Trolling is made more convenient with an optional second throttle for a kicker motor. (Super Fisherman and STX.)
- 4 HELM SEAT.** Upgrade to this comfortable captain's chair with a contoured bottom and back and resilient foam padding. (Super Fisherman 170 and 180; STX 1800 and 2050.)
- 5 TRAILERS.** Starcraft offers two easy-loading trailers for aluminum boats. See your Starcraft dealer for complete details. (This model featuring chrome wheels is available for Fishmaster, Islander, Super Fisherman and STX.)
- 6 TROLLING MOTOR.** The optional fish package features a trolling motor with electronic steering on a quick-release mounting bracket.
- 7 BIMINI TOP WITH BOW TONNEAU COVER, SIDE CURTAIN & DROP CURTAIN.** These optional coverings provide protection against rain and have been treated to resist water and mildew. (Fishmaster 196 and 2100.)

ELECTRICAL

	Islander 221 I/O	Islander 221 OB	Islander 191 I/O	Islander 191 OB	Fishmaster 2100	Fishmaster 196	Mariner 2100 CC	Superfisherman 210	Superfisherman 180	Superfisherman 170 I/O Superfisherman 170 OB	STX 2050	STX 1800
Non-Glare Removable Stern Navigation Light	•	•	•	•	S	S	S	S	S	S	S	S
Courtesy Light(s)	S	S	S	S	S	S	S	S	S	S	S	S
Power Point	S	S	S	S	S	S	S	S	S	S	S	S
Circuit Breakers	S	S	S	S	S	S	S	S	S	S	S	S
Bow Panel with 12/24 Volt Trolling Motor Plug, Vault Gauge, Bow Baitwell Pump Switch, Courtesy Light, Rod Locker Light Switch, Power Point	•	•	•	•	•	•	•	S	S	S	S	S
Bow Trolling Motor Plug	•	•	•	•	•	O	•	•	•	•	•	•
Trolling Motor	•	•	•	•	•	O	•	O	O	O	O	O
3 Bank Battery Charger	•	•	•	•	•	•	•	•	•	•	S	•

MECHANICAL

Tilt No Feedback Rack and Pinion Steering	•	•	•	•	•	S	•	•	•	•	•	S
Tilt No Feedback Steering	•	•	•	•	•	•	•	•	S	S	•	•
Rack and Pinion Steering	S	•	S	•	•	•	•	•	•	•	•	•
Hydraulic Tilt Steering	•	S	•	S	S	O	S	S	O	O	S	O

CANVAS

Top and Storage Boot	S	S	S	S	S	S	•	S	S	S	O	O
Mooring Cover	O	O	O	O	O	O	O	O	O	O	O	O
Bow Tonneau Cover	•	•	•	•	O	O	•	O	O	O	O	O
Side Curtain Set	O	O	O	O	O	O	•	O	O	O	O	O
Aft Curtain	O	O	O	O	O	O	•	O	O	O	O	O
Walk-Thru Curtain	•	•	•	•	O	O	•	O	O	O	O	O
Drop Curtain Set	O	O	•	•	O	O	•	•	•	•	•	•

TRAILERS — EZ LOADER

Painted or Galvanized Bunk	O	O	O	O	O	O	O	O	O	O	O	O
Painted or Galvanized Roller	O	O	O	O	O	O	O	O	O	O	O	O
Trailer with Swing-Away Tongue	S	S	S	S	S	S	S	S	S	S	S	S
Custom-Welded Trailer with Swing-Away Tongue and Deluxe Chrome Wheels	O	O	O	O	O	O	O	O	O	O	O	O
Deluxe Chrome Wheels	O	O	O	O	O	O	O	O	O	O	O	O
Outboard Motor Support	•	•	•	•	O	O	O	O	O	O	O	O

S | standard O | option • | not available on this model

SPECIFICATIONS

STARCRRAFT ALUMINUM BOATS 08

	Islander 221 I/O	Islander 221 OB	Islander 191 I/O	Islander 191 OB	Fishmaster 2100	Fishmaster 196	Mariner 2100 CC	Superfisherman 210	Superfisherman 180	Superfisherman 170 I/O Superfisherman 170 OB	STX 2050	STX 1800
Max HP/kw	220/164	200/147	135/101	150/110	250/186	175/131	250/186	250/186	200/149	150/112	250/186	200/149
Fuel Capacity (gallons/liters)	52/196.8	52/196.8	34/128.7	34/128.7	52/196.9	52/196.8	52/196.9	32/121.1	32/121.1	32/121.1	52/196.8	52/196.8
Length (ft./m)	22' 6"/6.9	24' 6"/7.5	19/5.8	21/6.4	20' 10"/6.35	19' 9"/6	20' 10"/6.35	20' 8"/6.3	18' 7"/5.7	17' 8"/5.4	20' 2"/6.2	18' 2"/5.5
Beam (in./cm)	96"/244	96"/244	96"/244	96"/244	101"/257	100"/254	101"/257	100"/254	100"/254	100"/254	100"/254	100"/254
Weight (boat only) (lbs./kgs.)	1858/842.8	2023/917.6	1532/694.9	1697/769.8	1715/777.9	1498/679.5	1715/777.9	1765/800.6	1356/615.1	1273/577.4	1734/786.5	1337/606.5
Capacity (persons/lbs./kgs.)	(8) 1200/544.3	(8) 1200/544.3	(8) 1200/544.3	(8) 1200/544.3	(10) 1410/639.6	(9) 1250/567	(10) 1410/639.6	(10) 1341/608.3	(9) 1250/567	(8) 1075/487.6	(7) 1000/453.6	(6) 900/408.2
Capacity (lbs./kgs.)	2000/907.2	2400/1088.6	2000/907.2	2000/907.2	2350/1066	2050/929.8	2350/1066	2300/1043.3	1985/900.4	1800/816.5	2115/959.4	1700/771.1
Inside Depth (in./cm)	30"/76	30"/76	30"/76	30"/76	31"/79	31"/79	31"/79	29"/74	29"/74	29"/74	24"/61	24"/61
Transom Width (in./cm)	90"/229	90"/229	90"/229	90"/229	99"/251	99"/251	99"/251	99"/251	99"/251	99"/251	99"/251	99"/251
Chine Width (at transom) (in./cm)	81"/206	81"/206	81"/206	81"/206	94"/239	84"/213	94"/239	84"/213	84"/213	84"/213	84"/213	84"/213
Transom / Bracket Height (for engine) (in./cm)	N/A	25"/64	N/A	25"/64	25"/64	25"/64	25"/64	25"/64	25"/64	25"/64	25"/64	25"/64
Aluminum Gauge (in./cm)	.100"/.254	.100"/.254	.100"/.254	.100"/.254	.100"/.254	.100"/.254	.100"/.254	.100"/.254	.100"/.254	.100"/.254	.100"/.254	.100"/.254
Boat Motor and Trailer Length (ft./m)	28"/8.5	30"/9.1	23' 7"/7.2	25' 7"/7.8	25' 7"/7.8	23' 5"/7.2	25' 7"/7.8	25' 7"/7.8	23"/7.0	23"/7.0	24' 6"/7.5	22' 6"/6.9
Towing Weight (w/standard power) (lbs./kgs.)	3983/1806.7	3777/1713.3	3332/1511.4	3292/1493.3	3795/1721.4	3394/1539.5	3795/1721.4	3715/1685.1	3195/1449.3	2976/1349.9	3715/1685.1	3396/1540.4
Draft with Drive Down	34"/86	26"/66	36"/91	30"/76	26"/66	29"/74	26"/66	27"/69	29"/74	29"/74	29"/74	29"/74
Draft with Drive Up	22"/56	13"/33	24"/61	18"/46	15"/38	17"/43	15"/38	17"/43	17"/43	17"/43	17"/43	17"/43
Deadrise (deg. at transom)	18	18	18	18	15	19	15	19	19	19	19	19

STARFISH

08



MERCURY
1 On The Water

STARFISH

If spending the entire day fishing is your idea of fun, then this is the boat for you. Designed for serious anglers, the rugged Starfish gives you everything you need. Power Trac Hull®. Big 32-gallon fuel tank. Bow casting deck with fishing seat location. Stern casting deck. Optional X-125 fish locator and 12/24v trolling motor. And so much more. Seize the day.



176 SC (Also available as DC)



166 DC (Also available as SC)

STARCRAFT 2008

> STARFISH

SPECIFICATIONS

	176 DC	176 SC	166 DC	166 SC
Max HP	150	150	125	125
Fuel Capacity (gallons)	32	32	32	32
Length	17' 8"	17' 8"	16' 6"	16' 6"
Beam	92"	92"	89"	89"
Weight (boat only)	1195	1145	1047	997
Capacity (persons/lbs.)	(7) 950	(7) 950	(6) 820	(6) 820
Capacity	1700	1700	1500	1500
Inside Depth	27"	27"	24"	24"
Transom Width	90"	90"	89"	89"
Chine Width (at transom)	73"	73"	73"	73"
Transom / Bracket Height (for engine)	20"	20"	20"	20"
Aluminum Gauge	.100"	.100"	.100"	.100"
Boat Motor and Trailer Length	21' 6"	21' 6"	21' 3"	21' 3"
Towing Weight (w/standard power)	2643	2593	2405	2355
Draft with Drive Down	28"	28"	22"	22"
Draft with Drive Up	16"	16"	11"	11"
Deadrise (deg. at transom)	17	17	15	15

COLOR OPTIONS: ■ Stone White with Black ■ Stone White with Red



DRIVER'S CONSOLE.

The dash houses an AM/FM stereo with an auxiliary port for an mp3 player and an external antenna. Plus, it has room for you to add other electronics.



BOW LIVEWELL.

This roto-cast aerated 21-gallon livewell is on the port side of the 17-foot model. The 16-foot model has one in the stern.



BAIT LIVEWELL.

The ample bait bucket fits nicely into the 21-gallon stern livewell. (176 and 166)



ROD STORAGE.

The forward center rod locker with protector tubes holds seven rods. (176)

STARFIRE

08




STARCRAFT

YAMAHA


 YAMAHA

STARFIRE

The Starfire series proves that economical doesn't have to mean stripped down. These boats deliver a big-boat ride and handling plus the features serious anglers want. The large cockpit gives you plenty of room for your gear and for maneuvering while fishing. Store the day's catch, and your bait, in the aerated 27-gallon divided bow livewell with bait bucket and threaded sure-lock standpipe.



1700 DC



1700 SC



1600 DC



1600 SC

STARCRAFT 2008

> STARFIRE SPECIFICATIONS

	1700 DC	1700 SC	1600 DC	1600 SC	1600 T
Max HP	90	90	60	60	60
Fuel Capacity (gallons)	23	23	13	13	13
Length	16' 11"	16' 11"	15' 11"	15' 11"	15' 11"
Beam	85"	85"	85"	85"	85"
Weight (boat only)	925	875	855	805	760
Capacity (persons/lbs.)	(6) 900	(6) 900	(6) 825	(6) 825	(6) 825
Capacity	1450	1450	1350	1350	1350
Inside Depth	22"	22"	22"	22"	22"
Transom Width	85"	85"	85"	85"	85"
Chine Width (at transom)	71"	71"	71"	71"	71"
Transom / Bracket Height (for engine)	20"	20"	20"	20"	20"
Aluminum Gauge	.080"	.080"	.080"	.080"	.080"
Boat Motor and Trailer Length	22' 11"	22' 11"	20' 11"	20' 11"	20' 11"
Towing Weight (w/standard power)	2063	2013	1783	1733	1688
Draft with Drive Down	21"	21"	21"	21"	21"
Draft with Drive Up	12"	12"	12"	12"	12"
Deadrise (deg. at transom)	10	10	10	10	10

COLOR OPTIONS:  Stone White with Red

1600 T not shown



DRIVER'S CONSOLE.

The eye-catching dash has plenty of gauges, but still has ample room for electronics.



ROD STORAGE.

Your rods tuck neatly and safely into the port-side lockable rod storage.



STERN STORAGE.

A spacious storage area under the stern casting deck stores the battery with lots of room left for your gear.



BAIT LIVEWELL.

The roomy bow casting deck includes a divided livewell with bait bucket and threaded sure-lock standpipe.




STANDARDS & OPTIONS



08

ALUMINUM BOATS

- 1 DRIVER'S CONSOLE.** Standard features on the driver's console range from domed gauges, a tilt steering wheel, hydraulic or anti-feedback steering and deluxe rocker switches. Shown with fish finder, optional on Starfire and Starfish.
- 2 LIVEWELLS.** This huge, 22-gallon aerated livewell is conveniently located in the bow platform. (Star Fish 176)
- 3 LIVEWELL WITH BAIT BUCKET.** The Starfish has bow and stern aerated round corner livewells with a bait bucket that fits neatly inside.
- 4 ROD STORAGE.** Keep your rods safe and stored neatly away with standard in-floor rod storage. (Starfish 176)
- 5 SPACIOUS BOW.** The Starfire's bow casting deck includes a fishing seat location and an aerated divided livewell with bait bucket and threaded sure-lock standpipe. Shown with optional trolling motor.
- 6 BOW CASTING PLATFORM.** Starfire's roomy bow platform gives you a large fishable area. Shown with optional trolling motor.
- 7 SWING-AWAY TONGUE.** This convenient feature allows you to turn the trailer tongue to the side so you can safely pull your boat farther into a storage spot.
- 8 STORAGE.** You have more than enough room for life jackets, coolers and all your other gear in this large starboard storage area. (Starfire 1600 and 1700)

STANDARDS





NOW YOU'RE PART OF THE FAMILY.

The people who work at Starcraft are more than a team. We're family. So, we're proud of each other and what we do — and it shows in the quality and craftsmanship of every Starcraft product. That's why our entire company is committed to making sure you get every ounce of enjoyment from your new purchase. If you ever have a question about your boat, or simply want to know more about the complete line of Starcraft pontoons, aluminum fishing, deck boats and runabouts, give us a call at 1-260-593-2500. Or visit our website at www.starcraftmarine.com.

& OPTIONS

STARCRAFT WARRANTY

Starcraft boats are among the best backed boats in the business. Most of our aluminum fishing boats come with lifetime limited warranties on the double-riveted seams and floor and cabin bunk tops. We also offer a ten-year limited hull warranty, a five-year limited warranty on optional marine grade carpet and a three-year warranty on upholstery vinyl. For complete warranty information regarding your boat, see your Starcraft dealer.

- 1 FISH LOCATOR.** This Lowrance® LMS 552 CI with GPS navigation is available on many of our fishing models.
- 2 SNAP-IN CARPET.** Snap-in carpet adds value and versatility to your boat, allowing you to easily convert from serious fishing to just-for-fun cruising.
- 3 BIMINI TOP WITH SIDE & AFT CURTAIN SETS.** The optional bimini top with curtains keeps you warm in cooler temperatures so you can get out earlier in the spring and stay out later in the fall. (Starfish 166 and 176; Starfire 1600 and 1700.)

- 4 TRAILERS.** This trailer with deluxe chrome wheels is available as an option on all models.
- 5 BIMINI TOP (not shown).** Add some shade and a bit of extra style to your boat with a bimini top. It stores easily out of the way when not in use.

ELECTRICAL

	Starfish 176 DC	Starfish 176 SC	Starfish 166 DC	Starfish 166 SC	Starfire 1700 DC	Starfire 1700 SC	Starfire 1600 DC	Starfire 1600 SC	Starfire 1600 T	Starcaster 179 PRO V	Starcaster 178 SC	Starcaster 1789 SC	Starcaster 1789 BT
Non-Glare Removable Stern Anchor Light	S	S	S	S	S	S	S	S	S	S	S	S	S
Courtesy Light(s)	S	S	S	S	•	•	•	•	•	•	•	•	•
Power Point	S	S	S	S	S	S	S	S	•	S	S	•	•
Circuit Breakers	S	S	S	S	S	S	S	S	S	S	S	S	S
Bow Panel with 12/24 Trolling Motor Plug and Main Motor Trim Switch	S	S	S	S	•	•	•	•	•	•	S	•	•
12 Volt Bow Trolling Motor Plug	•	•	•	•	S	S	S	S	S	•	S	O	O
Trolling Motor	S	S	S	S	O	O	O	O	O	S	S	O	O

MECHANICAL

Tilt No Feedback Steering	S	S	S	S	•	•	•	•	•	•	•	•	•
Rack and Pinion Steering	•	•	•	•	•	•	•	•	•	•	•	•	•
Hydraulic Tilt Steering	O	O	•	•	•	•	•	•	•	•	•	•	•

CANVAS

Top and Storage Boot	O	•	O	O	O	O	O	O	•	•	•	•	•
Mooring Cover	O	O	O	O	O	O	O	O	O	O	O	O	O
Bow Tonneau Cover	O	•	O	•	O	•	O	•	•	•	•	•	•
Side Curtain Set	O	•	O	•	O	•	O	•	•	•	•	•	•
Aft Curtain	O	•	O	•	O	•	O	•	•	•	•	•	•
Walk-Thru Curtain	O	•	O	•	O	•	O	•	•	•	•	•	•
Drop Curtain Set	•	•	•	•	•	•	•	•	•	•	•	•	•

TRAILERS — EZ LOADER

Galvanized Bunk with Swing Tongue	O	O	O	O	O	O	O	O	O	O	O	O	O
Custom Welded Frame Trailer with Swing-Away Tongue	O	O	O	O	O	O	O	O	O	O	O	O	O
Deluxe Chrome Wheels	O	O	O	O	O	O	O	O	O	O	O	O	O
Outboard Motor Support	O	O	O	O	O	O	O	O	O	O	O	O	O

S | standard O | option • | not available on this model

SPECIFICATIONS

STARCRRAFT ALUMINUM BOATS **08**

	Starfish 176 DC	Starfish 176 SC	Starfish 166 DC	Starfish 166 SC	Starfire 1700 DC	Starfire 1700 SC	Starfire 1600 DC	Starfire 1600 SC	Starfire 1600 T	Starcaster 179 PRO V	Starcaster 178 SC	Starcaster 1789 SC	Starcaster 1789 BT
Max HP/kw	150/112	150/112	125/93	125/93	90/67	90/67	60/45	60/45	60/45	90/67	75/55	50/37	50/37
Fuel Capacity (gallons/liters)	32/121.1	32/121.1	32/121.1	32/121.1	23/87.1	23/87.1	13/49.2	13/49.2	13/49.2	21/79.5	21/79.5	N/A	N/A
Length (ft./m)	17' 8"/5.4	17' 8"/5.4	16' 6"/5.0	16' 6"/5.0	16' 11"/5.1	16' 11"/5.1	15' 11"/4.9	15' 11"/4.9	15' 11"/4.9	18'/5.5	17' 10"/5.4	17' 10"/5.4	17' 10"/5.4
Beam (in./cm)	92"/234	92"/234	89"/226	89"/226	85"/216	85"/216	85"/216	85"/216	85"/216	85"/216	81"/206	81"/206	81"/206
Weight (boat only) (lbs./kgs.)	1195/542.1	1145/519.4	1047/474.9	997/452.2	925/419.6	875/396.9	855/387.8	805/365.2	760/344.7	1075/487.6	965/437.7	745/338	745/338
Capacity (persons/lbs./kgs.)	(7) 950/430.9	(7) 950/430.9	(6) 820/372	(6) 820/372	(6) 900/408.2	(6) 900/408.2	(6) 825/374.2	(6) 825/374.2	(6) 825/374.2	(4) 525/238	(4) 525/238	(4) 525/238	(4) 525/238
Capacity (lbs./kgs.)	1700/771.1	1700/771.1	1500/680.4	1500/680.4	1450/657.7	1450/657.7	1350/612.4	1350/612.4	1350/612.4	1075/487.6	1075/487.6	1025/464.9	1025/464.9
Inside Depth (in./cm)	27"/69	27"/69	24"/61	24"/61	22"/56	22"/56	22"/56	22"/56	22"/56	18"/48	17"/43	17"/43	17"/43
Transom Width (in./cm)	90"/228	90"/228	89"/226	89"/226	85"/216	85"/216	85"/216	85"/216	85"/216	85"/216	81"/206	81"/206	81"/206
Chine Width (at transom) (in./cm)	73"/185	73"/185	73"/185	73"/185	71"/180	71"/180	71"/180	71"/180	71"/180	54"/137	54"/137	54"/137	54"/137
Transom / Bracket Height (for engine) (in./cm)	20"/51	20"/51	20"/51	20"/51	20"/51	20"/51	20"/51	20"/51	20"/51	20"/51	20"/51	20"/51	20"/51
Aluminum Gauge (in./cm)	.100"/.254	.100"/.254	.100"/.254	.100"/.254	.100"/.254	.100"/.254	.100"/.254	.100"/.254	.100"/.254	.100"/.254	.080"/.203	.080"/.203	.080"/.203
Boat Motor and Trailer Length (ft./m)	21' 6"/6.6	21' 6"/6.6	21' 3"/6.5	21' 3"/6.5	22' 11"/7.0	22' 11"/7.0	20' 11"/6.4	20' 11"/6.4	20' 11"/6.4	21' 6"/6.6	22'/6.7	22'/6.7	22'/6.7
Towing Weight (w/standard power) (lbs./kgs.)	2643/1198.9	2593/1176.2	2405/1090.9	2355/1068.2	2063/935.8	2013/913.1	1783/808.8	1733/786.1	1688/756.7	2415/1095.4	2025/918.5	1750/793.8	1750/793.8
Draft with Drive Down	28"/71	28"/71	22"/56	22"/56	21"/53	21"/53	21"/53	21"/53	21"/53	20"/51	19"/48	19"/48	19"/48
Draft with Drive Up	16"/41	16"/41	11"/28	11"/28	12"/31	12"/31	12"/31	12"/31	12"/31	8"/20	7"/18	7"/18	7"/18
Deadrise (deg. at transom)	17	17	15	15	10	10	10	10	10	10	10	10	10

STARCASTER

08



MERCURY
"I On The Water"

STARCASTER

The Starcaster is back. Totally retooled for 2008, the Starcaster comes with ergonomic seats, two pedestal locations, lockable rod storage, and all the fish-seeking gear you'll need to land those largemouth.



179 PRO V



178 SC

STARCRAFT 2008

> STARCASTER SPECIFICATIONS

	179 PRO V	178 SC	1789 SC	1789 BT
Max HP	90	60	50	50
Fuel Capacity (gallons)	21	21	N/A	N/A
Length	18'	17' 10"	17' 10"	17' 10"
Beam	85"	81"	81"	81"
Weight (boat only)	1075	965	745	745
Capacity (persons/lbs.)	(4) 525	(4) 525	(4) 525	(4) 525
Capacity	1075	1075	1025	1025
Inside Depth	18"	17"	17"	17"
Transom Width	85"	81"	81"	81"
Chine Width (at transom)	54"	54"	54"	54"
Transom / Bracket Height (for engine)	20"	20"	20"	20"
Aluminum Gauge	.100"	.080"	.080"	.080"
Boat Motor and Trailer Length	21' 6"	22'	22'	22'
Towing Weight (w/standard power)	2415	2025	1750	1750
Draft with Drive Down	20"	19"	19"	19"
Draft with Drive Up	8"	7"	7"	7"
Deadrise (deg. at transom)	10	10	10	10

COLOR OPTIONS: ■ Black; 178 SC, 1789 SC, 1789 BT ■ Red; 179 PRO V

1789 SC, 1789 BT not shown



DRIVER'S CONSOLE.

The eye-catching dash has conveniently placed gauges and rocker switches.



ROD STORAGE.

Your rods tuck neatly and safely into the bow.



BAIT LIVEWELL.

Conveniently located in the fishing platform, the 50" aerated livewell is large enough for the day's catch.




BOW STORAGE.

The large in-floor bow storage keeps your gear tucked safely out of the way.


STARCRAFT FISHING

FISHING BOATS 08

STARCRAFT ALUMINUM




ISLANDER 221 I/O



FISHMASTER 196




ISLANDER 221 OB



MARINER 2100 CC




ISLANDER 191 I/O



SUPERFISHERMAN 210



ISLANDER 191 OB




SUPERFISHERMAN 180



FISHMASTER 2100



SUPERFISHERMAN 170 I/O




SUPERFISHERMAN 170 OB




STARFIRE 1600 DC




STX 2050




STARFIRE 1600 SC



STARFISH 176 SC (also available as DC)




STARFIRE 1600 T



STARFISH 166 DC (also available as SC)




STARCASTER 179 PRO V



STARFIRE 1700 DC



STARCASTER 178 SC



STARFIRE 1700 SC



FREEDOM 160 T

Not Shown: STX 1800, Starcaster 1789 SC & BT, Freedom 180 SC, Freedom 180 Tiller and Freedom 160 SC.

FREEDOM & ROGUE

08



MERCURY
#1 On The Water

FREEDOM & ROGUE

We're taking the traditional utility boat to a whole new level with the Freedom and Rogue series. The all-new Freedom is available in side console and tiller versions and comes standard with a large baitwell and rod storage. There's plenty of room for your friends and a day's catch, so bring on the fish!

JONS & UTILITIES

Jons and Utilities are also available. Contact your local dealer for more information.



FREEDOM 160 T




ROGUE 1686

STARCRAFT 2008 > FREEDOM & ROGUE SPECIFICATIONS

	Freedom 180 SC	Freedom 180 T	Freedom 160 SC	Freedom 160 T	Rogue 1886	Rogue 1686
Max HP	125	75	90	75	50	45
Fuel Capacity (gallons)	23	23	23	23	19	19
Length	18' 11"	18' 11"	16' 11"	16' 11"	18' 7"	16' 7"
Beam	89"	89"	89"	89"	85"	85"
Weight (boat only)	875	875	875	875	824	772
Capacity (persons/lbs.)	(6) 900	(6) 900	(6) 900	(6) 900	(6) 800	(5) 675
Capacity	1450	1450	1450	1450	1585	1400
Inside Depth	22"	22"	22"	22"	21"	21"
Transom Width	89"	89"	89"	89"	85"	85"
Chine Width (at transom)	71"	71"	71"	71"	60"	60"
Transom Height (for engine)	20"	20"	20"	20"	20"	20"
Aluminum Gauge	0.100"	0.100"	0.100"	0.100"	0.100"	0.100"
Boat Motor & Trailer Length	21' 11"	21' 11"	21' 11"	21' 11"	23' 10"	21' 10"
Towing Wt. W/90 Merc 4s	2013	—	2013	—	—	—
Draft - At Rest With Engine Down	21"	21"	21"	21"	20"	20"
With Engine Up	12"	12"	12"	12"	8"	8"
Deadrise (deg at transom)	10	10	10	10	4	4

FREEDOM COLOR OPTIONS: ■ Camel ■ Light Gray with Red



CONTROL PANEL.

Standard on the Freedom 160 T and 180 T, the stern-mounted control panel includes a fuel gauge and easy access to the battery.



ROD STORAGE.

The Freedom's lockable starboard rod storage keeps your rods stowed away safely.



BAIT LIVEWELL.

Keep the day's catch in the Freedom's aerated bait livewell, conveniently located in the port side bench.



BOW STORAGE.

There's plenty of room for all of your gear in the large bow storage area.

Freedom 180 SC, 180 T, 160 SC and Rogue 1886 not shown

STARCRAFT FISHING

08

STARCRAFT



FISHING MAGAZINE

STARCRAFT PROUDLY OFFERS:



Starcraft Marine | 201 Starcraft Drive | P.O. Box 517 Topeka, IN 46571 | 260-593-2500 | www.starcraftmarine.com

TO ORDER YOUR FREE SAFETY COLORING BOOK AND TO JOIN THE STARCRAFT KIDS CLUB, CALL 1-800-535-5722.

TO TALK TO THE DEALER NEAREST YOU, DIAL 1-866-772-4538.

Connects directly to dealer. Please call during business hours.

Authorized Starcraft dealer:

In the interest of continually developing the finest products possible, Starcraft reserves the right to change products and specifications without notice. All representations in this catalog are believed to be correct at the time of publication. Some optional equipment may be shown in some photographs. Some models may not be available outside the United States.

© 2007 Starcraft Marine Printed in U.S.A. 11/07 296-B-02