

STARCRAFT

MARINE

HERITAGE IN MOTION

The

2006

Lineup



IN THIS ISSUE >>

Pontoons > Deck Boats > Runabouts

PDB Magazine tests the Elite 246 RE
and Aurora 2210 OB

Boating Life looks at the FD 161

Go Boating reviews the Aurora 2410 OB,
Nexstar 2010, 1900

MERCURY
"1 On The Water"

2006

 **STARCRAFT**
MARINE

HERITAGE IN MOTION.

WHY BUY A STARCRAFT?

HERITAGE. It's more than 103 years of building great boats and pioneering a recreational lifestyle. It's about being there for generations of Starcraft owners — and being there for generations to come. Whether it's warranties, service or trade-in, you can trust Starcraft to give you more for your investment.

INNOVATION. You can be certain we're always looking forward. Year after year, we find more ways to enhance the performance, comfort and versatility of our boats. Being on the leading curve of our industry — that's our definition of Heritage in Motion.

QUALITY AND SAFETY. When it comes to quality, safety and reliability, you can count on Starcraft to make no compromises. Period. We stand behind our construction 100 percent. And with countless details — from the deeper interiors on our V-hulls to our flush, unobstructed pontoon decks — we're setting new safety standards for you and your family.

BROAD PRODUCT LINE. No other manufacturer is as responsive to our customers as Starcraft. We continually use your feedback to develop the widest range of aluminum fishing boats, pontoons and fiberglass pleasure craft. Yes, we have the right boat with the right features at the right price for every family.

VALUE. It all comes down to what you get for your money. And in a Starcraft, you can be sure that many of the features other companies charge extra for come standard on our boats. Our packages are truly exceptional — designed to help you and your family have the very best experiences on the water.

FAMILY. As a family-owned company with generations of devotion to fishing and watersports, we know firsthand how much you value your time with friends and loved ones. From our production teams to our customer service specialists to our network of dealerships, we welcome you to the Starcraft family.



MERCURY
"1 On The Water"

features 2006



PONTOONS

- Majestic 14
- Elite 16
- Sport 18
- Limited 20
- Classic 22
- Starfish 24
- Weekender and Camper Enclosures 26

DECK BOATS

- SD 201 & FD 191, 161 34
- Calais 2110, 2080 40
- Aurora 2415, 2410 42
- Aurora 2210, 2010 44
- Aurora 2015, 2009 46
- Aurora 2000, 1915 48
- Aurora Packages 50
- Sea Star 2010, 2000, 1915 52

RUNABOUTS

- Nexstar 2312 60
- Nexstar 2100, 2010, 1900 62
- C-Star 1700 64
- C-Star 1800, 1600 66

ARTICLES

- Safety Tips 10
- Elite 246 RE 12
- FD 161 13
- Watersports 32
- Trailerling 37
- Aurora 2210 OB 38
- Aurora 2410 OB 39
- Nexstar 1900 I/O 58
- Nexstar 2010 I/O 59
- Accessories 72
- Boating Glossary 74
- Kids Club 75

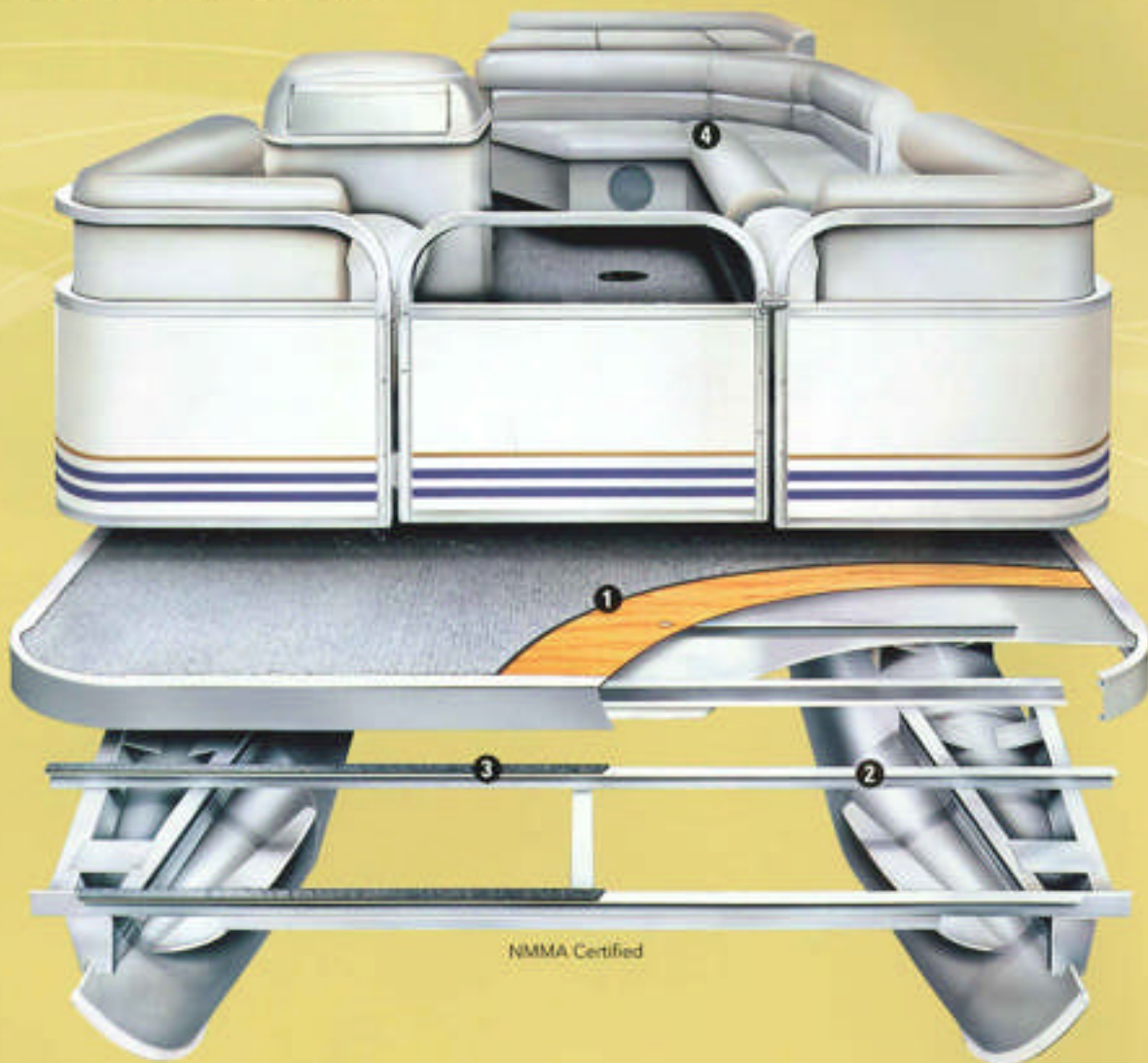
Go to page 75 for details on the Starcraft Kids Club.



TAKING THE TIME TO BUILD THEM BETTER.

- 1 Starcraft pontoons feature 7-layer pressure treated plywood, for the most reliable decks in the industry. And our plush outdoor marine grade carpet is 100% glued down.
- 2 Heavy-duty, extruded Z-bar cross members provide greater strength and stability than conventional hat channels.
- 3 To completely seal each deck section joint, LockOut® Sealant Tape is placed on every Z-bar cross member for years of watertight protection.
- 4 Rotocast furniture now features 360° integrated drains that channel excess water back into the lake to help prevent mildew and water damage.

Lifetime warranties on tubes, deck and transom.



>> It all starts with forward thinking.

Building a high-quality pontoon starts with a high-quality design. Each model is engineered to give you maximum usable space, while maintaining proper weight balance. Our tubes are made of .080 gauge 5052 marine alloy aluminum to resist corrosion, and all mounting hardware is stainless steel for maximum holding power and rust prevention. In addition, all Starcraft pontoons are pressure tested to guarantee a watertight, leak-free tube.

On deck, you have the convenience of 1/4" spacers between the deck and rails to allow water to easily drain away. This added ventilation greatly reduces drying time and prevents mold and mildew. Our heavy-duty fence railings feature a special sealing tape around the panels to give you a quiet, rattle-free ride.

MERCURY
"1 On The Water"

STARCRAFT TOP 6 PONTOON COMPARISON POINTS:

VALUE

Dollar for dollar, a 2006 Starcraft Classic 200 pontoon package gives you more boat for your money than any other pontoon in the industry. Plus, you get the peace of mind of knowing it's backed by a company that's been around for more than 100 years.

VERSATILITY

Whether you want to fish, swim, sun or simply enjoy a relaxing cruise, we give you more usable space and storage areas for a superior experience on the water.

DEPENDABILITY

You can take the whole family out with confidence, knowing that your Starcraft pontoon is built with the highest quality materials and is made to last for generations to come.

SAFETY

You can rest assured that your Starcraft pontoon is designed first and foremost for safety. ALL of our pontoons meet or exceed U.S. Coast Guard requirements and are NMMA certified.

MAINTENANCE

Because we recognize that your time on the water is valuable, our pontoons are designed to keep looking great and running great with simple basic care.

FAMILY FUN

At Starcraft, we know that owning a pontoon is all about getting your friends and family together for great times on the water. Only Starcraft's industry-leading quality and value give you the best experiences for your money.

After all, time with your boat should be spent on the water.

» Maintenance and storage.



Carpet care made easy.

The carpet in your Starcraft is stain resistant and made of 100% U.V. stabilized polypropylene fibers. Regular vacuuming and washing with a mild detergent and warm water or household carpet cleaner will keep it clean. To rinse, thoroughly hose the deck. And let the carpet dry completely in the sun to prevent mildew.

Protecting your upholstery.

Your pontoon's upholstery is also protected by U.V. stabilizers and is designed to last for years. However, if treated with an improper cleaner, it may become damaged. Generally speaking, use only mild, dish soap-type detergents or special vinyl cleaning products. If a spill occurs, consult your owner's manual for detailed stain-removing steps. To prevent mold and mildew, keep your cushions from becoming soaked, and dry them thoroughly after washing.



» What to do when the season's over.

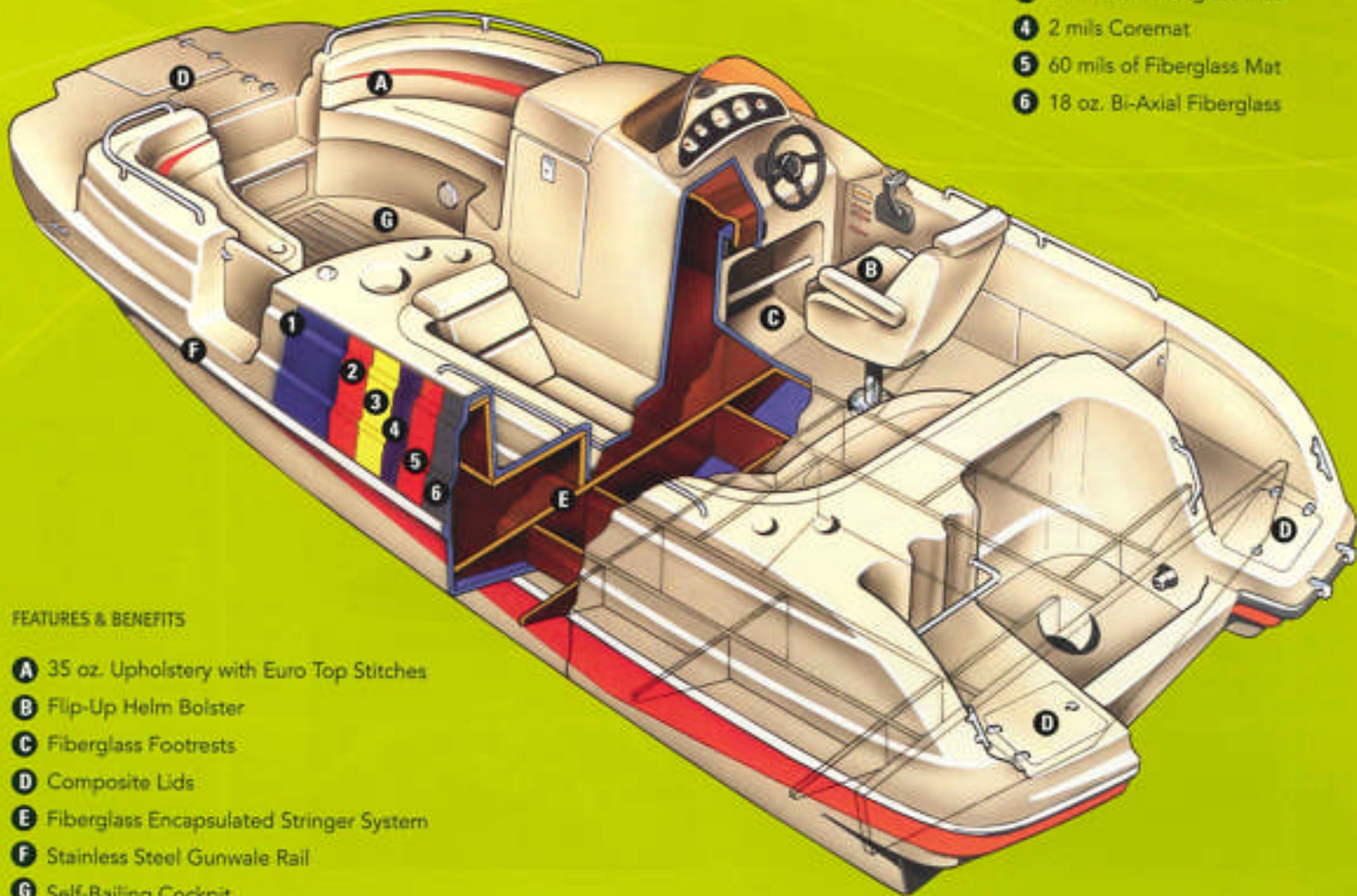
When it's time to store your boat for the winter, it's also a good time to perform annual maintenance items. The following tips are more thoroughly detailed in your owner's manual.

1. Fill fuel tank and add fuel stabilizer and conditioner to manufacturer's recommendations and operate boat for at least 10 minutes to allow treated fuel to reach the engine.
2. Flush the cooling system.
3. Fog the internal engine components with a manufacturer's approved storage seal spray and perform all scheduled maintenance, including lubrication and changing filters.
4. Thoroughly clean the hull, deck and interior of the boat as soon as it's removed from the water. Allow a couple of days for complete drying to prevent mildew.
5. Clean all traces of dirt and grime from the engine and bilge.
6. Drain livewells.
7. Store the bilge drain plug where it may be easily found again.
8. Remove the batteries from the boat. Store them where they are not subject to freezing temperatures and are away from heat, spark or flame-producing devices.
9. Park your trailer and boat in a protected area.

NOW FOR SOME HEAD-TO-HEAD COMPARISONS.

DECK BOAT CONSTRUCTION

- 1 22 mils ISO-NPG Gel Coat
- 2 1-1/2 oz. Fiberglass Mat
- 3 60 mils of Fiberglass Mat
- 4 2 mils Coremat
- 5 60 mils of Fiberglass Mat
- 6 18 oz. Bi-Axial Fiberglass



FEATURES & BENEFITS

- A 35 oz. Upholstery with Euro-Top Stitches
- B Flip-Up Helm Bolster
- C Fiberglass Footrests
- D Composite Lids
- E Fiberglass Encapsulated Stringer System
- F Stainless Steel Gunwale Rail
- G Self-Bailing Cockpit

>> These boats not only started a revolution. They won.

Starcraft's deck boats are designed to maximize the versatility you're looking for in a boat for yourself and your family. The state-of-the-art construction gives you the best possible performance, while the countless luxuries and conveniences exceed all your expectations. In fact, when you compare our complete packages with other deck boats, you'll see that we truly offer the best values on the water. Want more excitement for your money? Get a forward-thinking deck boat with 103 years of heritage on its side.

MERCURY
1 On The Water

STARCRAFT TOP 8 DECK BOAT COMPARISON POINTS:

VALUE

Our deck boats offer a long list of standard features that are available only as options on competitors' boats. From premium CD players and flip-up helm bolsters to stainless steel rub rails and pull-up cleats — you get more high-quality details on a Starcraft than on any other deck boat.

ROOM

Starcraft's deck boats have more interior cockpit room, giving you more space for more boaters. How do we do it? Our unique rounded bow design allows for larger bow platforms and a larger cockpit area.

HULL DESIGN

In a Starcraft deck boat, you're riding on proven hull technology. Our modified diehedral vee-hull with air injection vents gives you the driest, most stable ride possible.



SAFETY

Every Starcraft deck boat is equipped with plenty of grab handles, step ladders, and child gates, as well as a walk-thru entry and a foam injected hull, for added safety.



APPEARANCE

All deck and hull stripes are strictly gel coat. You won't find any generic white boats in our lineup. Choose from red, blue, yellow, black, teal, camary or cappuccino — with no up-charges.

INTEGRITY

Fiberglass boats, fiberglass parts. On a Starcraft deck boat, all integral parts such as footrests, dashes and livewells are made of fiberglass. We believe in the strength of fiberglass, not plastic.

UPHOLSTERY

Quality furniture starts with quality materials and craftsmanship. That's why we use only the best 35 oz. vinyl on our upholstered furniture. We also use double top stitches and self-draining foam for long-lasting durability.

COMPOSITE LIDS

For a quieter ride, we insist on lightweight composite lids. There's no creaking or cracking, and the lids are easier to lift. And because your hands are reaching under these lids, we make the edges rounded for added safety.

It's all about attention
to detail.




» The diehedral vee-hull virtually eliminates the rough ride and rocking motion of other deck boats.

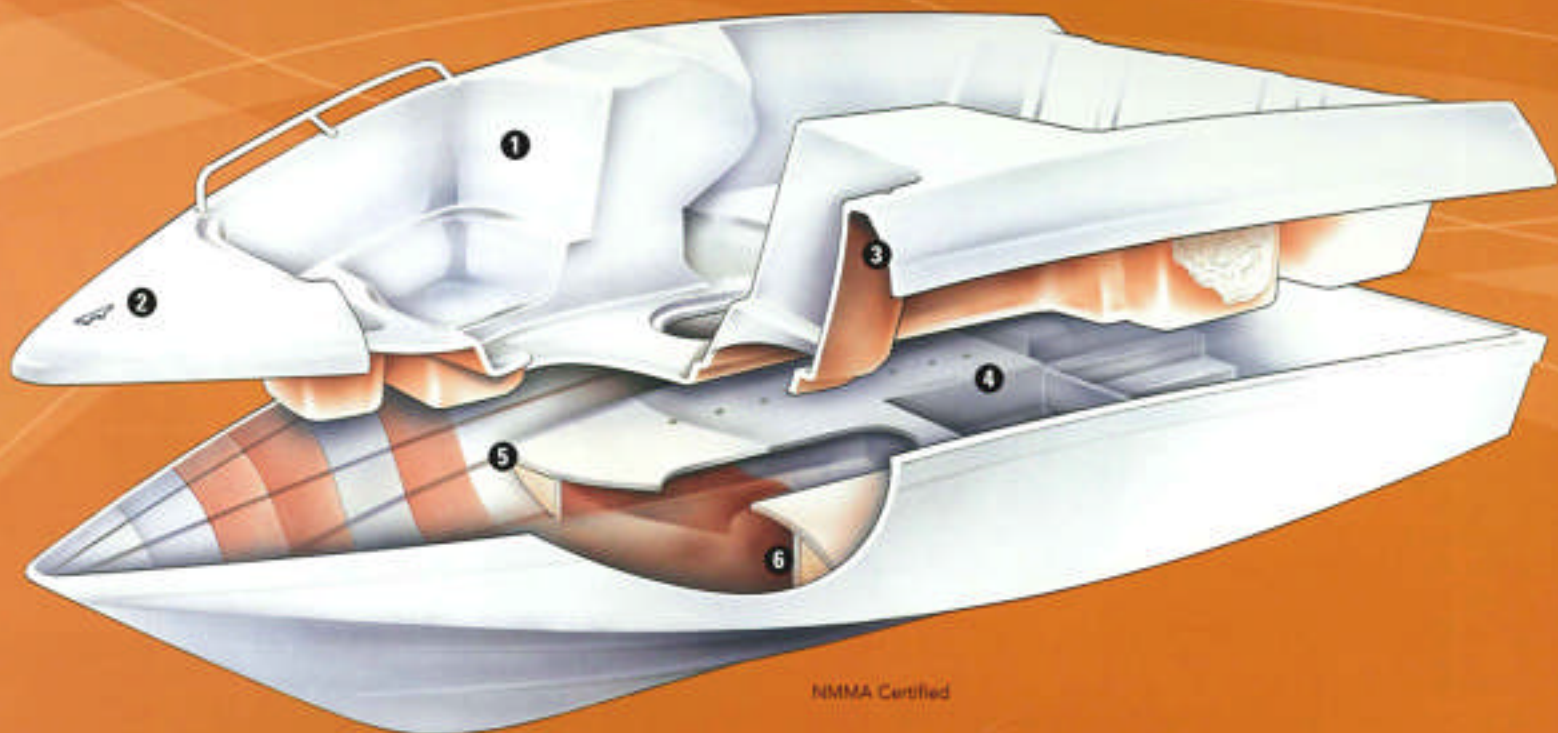


Starcraft's exclusive air injection mold separation process (Drudging).

Air pressure is applied to de-mold each part rather than force, allowing for higher quality parts to be used on each boat produced.



THE QUALITY STARTS BEHIND THE SCENES.



NMMA Certified

- 1 22 mils of high elongated gel coat sprayed to exacting specifications.
- 2 All mounting hardware has reinforced backer plates.
- 3 Decks are hand laid, with alternating layers of mat and woven roving.
- 4 All stringers are totally encapsulated to allow for extended hull life.
- 5 We insist on 24-ounce woven roving fiberglass and a 6" overlap between the hull and deck for greater strength and a tighter fit.
- 6 Foam is injected, not poured, between the floor and hull — filling all air pockets and providing greater strength and reduced noise.

>> This you can rely on.

All Starcraft boats are constructed first and foremost with your safety in mind. Our fiberglass boats meet or exceed all U.S. Coast Guard requirements and are NMMA certified. Our five-year hull warranty gives you the peace of mind of knowing you're getting a boat that's one of the best backed in the industry. Other highlights include our integrated stringer system for superior strength, our reverse chine hull for peerless performance and chrome thru-hull fittings, for maximum reliability.



It all depends on a better process.



» Maintenance and storage.

» A clean hull for peak performance.

For fiberglass hulls, use only a mild detergent and warm water solution, taking care to avoid abrasive cleaners, solvents, ammonia or chlorine, as these will damage the gel coat surface. In addition, waxing the entire gel coat surface twice a season will prevent fading and limit the adhesion of soil and scum.

» Protecting your upholstery.

Your boat's upholstery is also protected by U.V. stabilizers and is designed to last for years. However, if treated with an improper cleaner, it may become damaged. Generally speaking, use only mild, dish soap-type detergents or special vinyl cleaning products. If a spill occurs, consult your owner's manual for detailed stain removing steps. To prevent mold and mildew, keep your cushions from becoming soaked, and dry them thoroughly after washing.

» What to do when the season's over.

When it's time to store your boat for the winter, it's also a good time to perform annual maintenance items. The following tips are more thoroughly detailed in your owner's manual.

1. Thoroughly clean the hull, deck and interior of the boat as soon as it's removed from the water. Allow a couple of days for complete drying to prevent mildew.
2. Apply a coat of wax to the entire surface of the boat and rust inhibitor to the metal parts.
3. Clean all traces of dirt and grime from the engine and bilge.
4. Drain livewells.
5. Store the bilge drain plug where it may be easily found again.
6. Remove the batteries from the boat. Store them where they are not subject to freezing temperatures and are away from heat, spark or flame-producing devices.
7. Park your trailer and boat in a protected area.

» Fiberglass construction.

1. Ten coats of wax are applied to every mold to maintain a high gloss and high-quality finish.
2. For the best possible finish, 22 mils of ISO-NPG gel coat is applied consistently to every hull produced.
3. All hulls are inspected and weighed for consistency to our exacting standards.
4. All holes are drilled using high-tolerance carbide drill patterns, allowing consistent holes to be drilled as engineered.

ALWAYS MAKE TIME FOR SAFETY.



Your boat's safety and performance depends on the weight and distribution of passengers and gear.

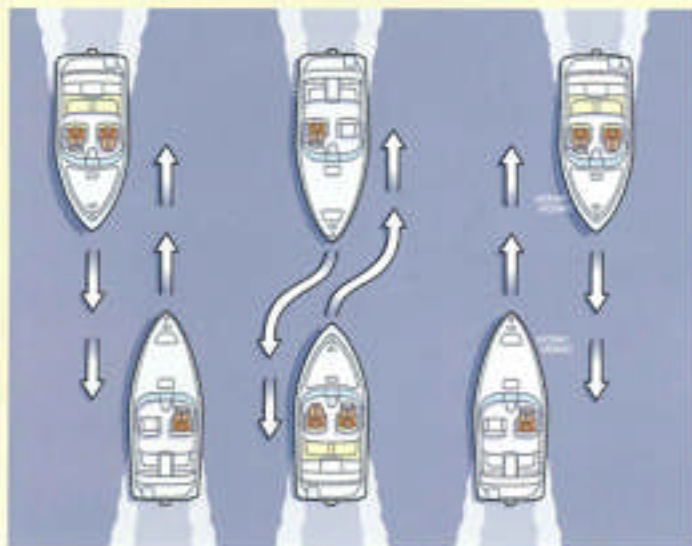
A great ride starts with taking the time to get everyone safely on board and situated. To begin with, never overload — the boat's capacity in both pounds and persons is clearly displayed on the certification plate. In addition, your boat's performance depends on both the weight and

distribution of its load. Passengers should be distributed equally, from right to left and front to back — with particular attention given to the amount of weight in an open bow. And always remember to take into account the additional weight of livewells, coolers, skis and other gear.



> High noon.

OK, it's 11:59, and you promised the first ride of the day would leave at noon. But suddenly the passenger list starts to grow with kids you've never even met, and you're frantically rounding up life jackets, and Junior has decided to take off after a family of baby ducks. Suddenly you realize it's time for a call to order. After all, you're the captain — even before the first person gets on board.



> The rules of the road.

The other boat must make whatever adjustments to course and speed necessary to pass behind the boat with the right of way. On a river, boats going up and down the river have the right of way over boats crossing the river.

When two boats meet head-on, neither boat has the right of way. Both boats should decrease speed and pass port-to-port. In some situations, it may be preferable to pass starboard-to-starboard, and in this case, both boats should sound two short horn blasts.

If you choose to pass a slower boat, you must make any adjustments necessary to keep out of the way of the boat ahead of you.

> Who has the right of way?

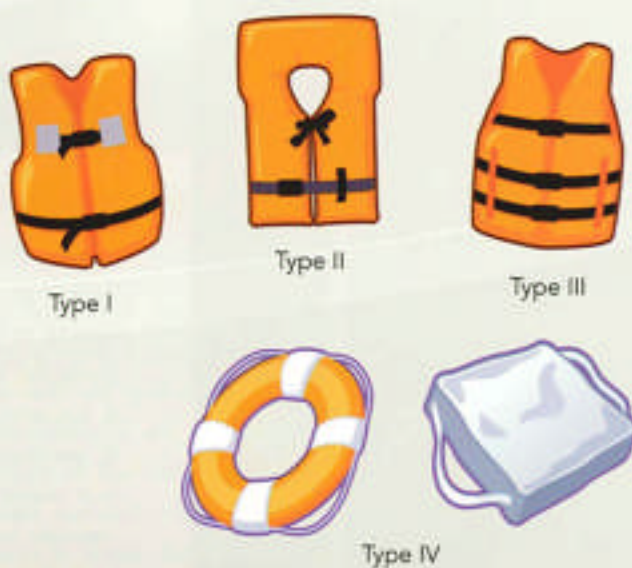
Always give way to slower or less maneuverable boats, staying clear and passing to the stern. In crossing situations, the boat to the right from the 12 o'clock to the 4 o'clock position has the right of way. It should hold course and speed. The other boat must make whatever adjustments necessary to pass behind it. If you choose to pass a slower boat ahead of you, be sure to take care to keep out of its way. And never follow directly behind a boat towing skiers or tubers — if they fall, you could overtake them in a matter of seconds.



You're responsible for making sure each passenger has a PFD that fits properly.

> One for everyone.

Federal law requires that you carry at least one wearable (Type I, II or III) Personal Flotation Device (PFD) for each passenger, as well as one throwable (Type IV) PFD. There are many different styles, designed to be comfortable for every activity. And most importantly, each passenger should have one that fits properly — especially children and non-swimmers.





STARCRAFT

Elite 246 RE

OUR FIRST IMPRESSION

Comfy. Plush. Cushy. Starcraft's Elite 246 looked so comfortable that we just couldn't wait to sit back and relax in the cozy looking furniture. We expected this Starcraft to be a fun and safe pontoon, and after testing it, we discovered we were right. The deep hull design evoked images of safety for the younger crowd on board.

CONSUMER TEST

The unique design of the furniture gives the Elite 246 a pleasantly snazzy appeal. There's just enough color, which is blue on this model, to create a nice flavor. The swoosh pattern is emphasized with a detailed diamond pattern in the vinyl. The matching diamond pattern in the carpet coordinates with the furniture, bringing it all together perfectly. And it is definitely as comfortable as it looks. The furniture has a bolster for your legs, plus good back support and a nice raised arm position in the back. There are three chaise lounges — two in the bow and one opposite the helm chair.

There is plenty of storage onboard, so you'll have room for all your gear. The dry storage

units are made of rotocast material with drains all around the seat bases. Each of the chaise lounges has an isolated storage compartment and there is even a recessed cooler beneath the rear bench. The helm console has a large, clamshell door with both storage and access to the under helm wiring.

Starcraft paid some extra attention to detail in this year's model. The tables are fiberglass with positive locks so they won't move around on you. A color-matched umbrella is standard. New exterior lighting includes docking lights under the rub rails, those that illuminate the model name and one at the stern ladder to assist in boarding.

PERFORMANCE TEST

This mid-range pontoon was faster out of the hole than we expected and she held to plane really well. Steering was a little stiff, but she was still fun to drive. Turns in both directions were wide and flat and we experienced no propeller cavitation. With the Mercury 115 four-stroke, this boat is fun to drive as it reached speeds near 25 miles per hour at full throttle.





Among the nicknames we used for the all-new FD 161, the most fitting is probably "dune buggy." This was perhaps the most unusual model out of the 98 we drove, the type of boat that puts a little grin on the face of the driver as he pulls away from the launch ramp in a tight little toy.

We've seen a growing trend in this general design over the past couple of years: Deck boat makers with expertise in pontoon construction are melding the two types of boats into a hybrid. But, at 16 feet, this is the most compact version we've seen, which will make it a breeze to tow with light-duty vehicles and to store in cramped garages.

By running on a fiberglass hull, the 161 is able to plane, instead of plowing on pontoon logs. We hit runabout speeds well into the 30s with a small 90-horse motor. The core of the boat's glass deck also makes it possible for Starcraft to incorporate a six-foot-long compartment in the floor.

The pontoon-inspired top, with gates and outer skins forming gunwales, opens up the floor plan. You will not find this much storage or traffic space in an 18-foot bowrider. Considering all the cockpit space in the 161, we were stunned to find that there was still enough length for a sundeck over the motor pod. The design team managed that by actually ditching a traditional captain's seat and moving the helm aft, so the driver just sits with the gang along the stern bench. It also allows room for a love seat forward of the helm.

Our test boat recorded one of the lowest planing speeds of the tests, though it took more than 3,000 rpm to get there. The wide footprint and high ride make it much safer in choppy water than a low-profile runabout or fishing boat. It takes its time swinging around in turns, which is not a bad quality when kids are on board or a newbie is behind the wheel. The deliberate running attitude will temper drivers who are out for a joy ride in the "buggy." — R.S.





INTRODUCING THE WORLD'S COOLEST PONTOON.

This year, we're taking the top-of-the-line to new heights with the all-new Majestic pontoon. Hot off the presses, and already it's known by its nickname, the ZX325. Here's why: "3" because it's a tri toon. "25" because it features 25" tubes. "Z" for its exclusive Z-bar construction. And "X" just because it's so cool. It also features our exclusive flow-through tube design which channels water to the propeller for better performance. And with other mega-highlights including a 30-gallon fuel tank, 16 stainless steel cup holders and a 10' bimini top, we think you'll agree the Majestic is the biggest news in pontoons.

ZX325

>> new for 2006



a



b



c



d



e



f

- a **DRIVER'S CONSOLE** The deluxe console features a custom rosewood dash and wheel and a quick-release windscreen, as well as the comfort of recessed knee room and a footrest.
- b **UMBRELLA** The large umbrella easily mounts on the bow table and is conveniently stored under the bimini top.
- c **TRI TOON** The superior performance of the tri toon gives you a quiet, stable ride and a maximum of 150 horsepower.
- d **TRANSOM** You'll enjoy the convenience of a rear entry with a stainless steel boarding ladder.
- e **BOTTOM SKIN** The Majestic revolutionizes pontoon performance with the combination of aluminum bottom skin and our exclusive curved, flow-through tube design, which controls water flow, sending an efficient "jet stream" to the propeller.
- f **VINYL** Upgrade to optional Rarley Victorian Cameo vinyl (as pictured on the Calais deck boat) for the ultimate pontoon interior.

Color

■ Ebony and Tan

MERCURY
"1 On The Water"



256 RE C/R



236 RE C/R



STARCRAFT 2006
->MAJESTIC
SPECIFICATIONS

	256 RE C/R	236 RE C/R
Max HP	175	150
Fuel Capacity (gallons)	30	30
Length	25' 3"	23' 3"
Beam	102"	102"
Weight (boat only) (lbs.)	2665	2510
Capacity (persons/lbs.)	18/2540	16/2260
Capacity (lbs.)	3240	3085
Fence Height	27"	27"
Transom Height	20"	20"
Tube Diameter	25"	25"
Aluminum Gauge	0.080"	0.080"



IT'S TIME FOR A BIG STEP UP.

If you're ready to make the move to a truly luxurious pontoon, then take a closer look at the Elite series. This is where every imaginable comfort comes together, with state-of-the-art construction to give you a head-turning craft that'll raise the profile of any dock. With seating room for 14, you'll enjoy a massive 8' 6" beam and a huge 10' bimini top. And the many eye-catching details include stylish new rub rails with cushioned rubber insert, polished stern corner castings and white powder coated fence rails.



- a **DRIVER'S CONSOLE** The deluxe console features recessed knee room and a footrest as well as a custom molded European burl dash and quick-release windscreen.
- b **HELM CHAIR** At the helm, you'll enjoy a plush reclining seat with arms and a slider with locking swivel.
- c **UMBRELLA** Our exclusive umbrella design features an easy-to-use crank adjustment and tilts to protect you from the sun at any time of day.
- d **UNDERSEAT STORAGE** All of the lounges include roomy dry underseat storage spaces.
- e **CHANGING ROOM** This lockable pop-up changing room gives you privacy when you're out on the water.

Color

- Green
- Blue
- Teal
- Camary



206 RE



206 C/R



226 RE



206

**STARCRAFT 2006
>ELITE
SPECIFICATIONS**

	206	206 RE	206 C/R	206 RE C/R	226	226 RE	226 C/R	226 RE C/R	206	206 RE	206 C/R	206 RE C/R
Max HP	135	135	135	135	125	125	125	125	100	100	100	100
Fuel Capacity (gallons)	30	30	30	30	30	30	30	30	30	30	30	30
Length	24' 3"	24' 3"	24' 3"	24' 3"	22' 3"	22' 3"	22' 3"	22' 3"	20' 3"	20' 3"	20' 3"	20' 3"
Beam	102"	102"	102"	102"	102"	102"	102"	102"	102"	102"	102"	102"
Weight (boat only) (lbs.)	2417	2417	2417	2417	2315	2315	2315	2315	2088	2088	2088	2088
Capacity (persons/lbs.)	14/1950	14/1950	14/1950	14/1950	12/1700	12/1700	12/1700	12/1700	10/1410	10/1410	10/1410	10/1410
Capacity (lbs.)	2590	2590	2590	2590	2405	2405	2405	2405	2155	2155	2155	2155
Fence Height	27"	27"	27"	27"	27"	27"	27"	27"	27"	27"	27"	27"
Transom Height	20"	20"	20"	20"	20"	20"	20"	20"	20"	20"	20"	20"
Tube Diameter	25"	25"	25"	25"	25"	25"	25"	25"	25"	25"	25"	25"
Aluminum Gauge	0.080"	0.080"	0.080"	0.080"	0.080"	0.080"	0.080"	0.080"	0.080"	0.080"	0.080"	0.080"

» sport 226 RE C/R

STARCRAFT 2006 • PONTOON



THIS SPORTY PONTOON LIVES LIFE IN THE FAST LANE.

Grab the kids, load up the skis and hit the throttle. The Sport pontoon is ready for an action-packed day on the water. This high-performance pontoon features bright trim accents that'll set you apart from the sunset cruisers. And with the large rear entry, it's easy to pile on the passengers and fun. There's even a lockable changing room with optional Porta-Potti® for all-day comfort.



- a **DRIVER'S CONSOLE** Check out the deluxe fiberglass console with recessed knee room, footrest and quick-release smoked Plexiglas® windscreen.
- b **REAR ENTRY LADDER** All models feature a large rear entry for easy access. There's also a stainless steel ladder to help swimmers and skiers back into the boat.
- c **CUP HOLDERS** There's always a place for your cold drink aboard this versatile performer. It comes with 8 built-in cup holders.
- d **CHANGING ROOM** For added privacy on the water, there's a lockable pop-up changing room.
- e **UNDERSEAT STORAGE** You'll find plenty of room for skis, life jackets and other gear in the roomy underseat storage areas.

- Color
- Red
 - Navy Blue
 - Yellow

MERCURY
'1 On The Water



226 RE C/R



226 Sportfish RE C/R



STARCRRAFT 2006
>SPORT
SPECIFICATIONS

	Sport 226 RE C/R	Sportfish 226 RE C/R
Max HP	125	125
Fuel Capacity (gallons)	30	24
Length	22' 3"	22' 3"
Beam	102"	102"
Weight (boat only) (lbs.)	2315	2215
Capacity (persons/lbs.)	12/1700	12/1700
Capacity (lbs.)	2405	2405
Fence Height	27"	27"
Transom Height	20"	20"
Tube Diameter	25"	25"
Aluminum Gauge	0.080"	0.080"

>> limited 240 4 Point

STARCRAFT 2006 • PONTOON



A GREAT VALUE. PLUS ALL THE BELLS AND WHISTLES.

Introducing the all-new Limited. These economy-minded pontoons are filled with deluxe features, giving you family-friendly packages that can't be beat. The wide 102" beam gives you plenty of play room, and the roomy seating groups and removable table are designed for maximum versatility. An optional Porta-Potti® is perfect for all-day excursions. Naturally, you'll also enjoy Starcraft's unbeatable quality, with 25" tubes, powder coated fence rails, rotocast furniture bases and a heavy-duty all-welded aluminum transom.



- a **DRIVER'S CONSOLE** At the helm, you'll enjoy the molded acrylic shroud with burlwood panels and domed gauges. The quick-release windscreen comes standard, as does the AM/FM stereo/CD player.
- b **LIVEWELL** On the 240 4 Point model, you'll enjoy the convenience of a built-in aerated livewell.
- c **CHANGING ROOM** All of the Limited models feature a lockable pop-up changing room.
- d **FISHING SEATS** The fishing models feature both bow and stern fishing areas with deluxe swivel chairs for all-day comfort.

Color

- Sea Green
- Harbor Blue
- Wineberry



>> new for 2006



240 C/R



240 4 Point



200 C/R



200 4 Point

STARCRRAFT 2006

>LIMITED SPECIFICATIONS

	240 C/R	240 4 point	200 C/R	200 4 Point
Max HP	135	135	100	100
Fuel Capacity (gallons)	30	24	30	24
Length	24' 3"	24' 3"	20' 3"	20' 3"
Beam	102"	102"	102"	102"
Weight (boat only) (lbs.)	2315	2315	2088	2088
Capacity (persons/lbs.)	14/1950	14/1950	10/1410	10/1410
Capacity (lbs.)	2590	2590	2155	2155
Fence Height	27"	27"	27"	27"
Transom Height	20"	20"	20"	20"
Tube Diameter	25"	25"	25"	25"
Aluminum Gauge	0.080"	0.080"	0.080"	0.080"

» classic 200 RE C/R

STARCRRAFT 2006 • PONTOON



LOOKING FOR VALUE? WE'RE ON THE SAME PAGE.

If your wish list includes the big "Vs" — value and versatility — then the Classic series is the place to start. With a wide range of models to choose from, you'll enjoy such details as powder coated fence rails, plush lounge furniture, dedicated fishing areas, built-in livewells and an optional barbecue grill.



a DRIVER'S CONSOLE The Classic's console is shown here with an optional windscreen and an optional AM/FM stereo/CD player with two marine grade speakers.

b UNDERSEAT STORAGE You'll enjoy plenty of storage space for life vests, rain jackets, tackle boxes and other gear.

c CHANGING ROOM A lockable pop-up changing room gives you the privacy to go from fishing to swimming to cruising.

d FISHING SEATS Our deluxe fishing seats feature pinchless hinges and swivels on removable pedestals.

Color

- Sea Green
- Harbor Blue
- Wineberry

Some models may not be available for export.

MERCURY
#1 On The Water



200 RE C/R



200 4 Point



200 RE C/R Fish



180 RE Fish

STARCRAFT 2006 >CLASSIC SPECIFICATIONS

	200 RE C/R Fish	200	200 RE C/R	200 4 Point	180	180 RE	180 RE Fish
Max HP	60	60	60	60	45	40	40
Fuel Capacity (gallons)	Port.	Port.	Port.	Port.	Port.	Port.	Port.
Length	20'	20'	20'	20'	18'	18'	18'
Beam	96"	96"	96"	96"	96"	96"	96"
Weight (boat only) (lbs.)	1535	1535	1535	1837	1535	1535	1535
Capacity (persons/lbs.)	8/1200	8/1200	8/1200	8/1200	8/1095	8/1095	8/1095
Capacity (lbs.)	1700	1700	1700	1700	1515	1515	1515
Fence Height	27"	27"	27"	27"	27"	27"	27"
Transom Height	20"	20"	20"	20"	20"	20"	20"
Tube Diameter	23"	23"	23"	23"	23"	23"	23"
Aluminum Gauge	0.080"	0.080"	0.080"	0.080"	0.080"	0.080"	0.080"



WHO SAYS YOU HAVE TO GIVE UP LUXURY TO GO FISHING?

If you're a serious angler who's serious about creature comforts, the Starfish is designed for you. This luxury series combines top-of-the-line features with roomy fishing areas and either a 12 or 14 person capacity — thanks to the large 8' 6" beam and innovative layouts. You'll also enjoy the 10' bimini top, as well as new white powder coated rails and plush 28 oz. Boca carpet. Top it off with options like a barbecue grill or the impressive fishing package, and you've got a pontoon the other guys can only dream about.



- a **DRIVER'S CONSOLE** The deluxe console features recessed knee room and a footrest, as well as a custom molded European buff dash and quick-release windscreen.
- b **FISHING SEATS** The four deluxe fishing seats have pinchless hinges and swivels on removable pedestals.
- c **CHAISE LOUNGE** The plush chaise lounge features flip-up rod storage under the seat.
- d **LIVEWELL** Two aerated livewells give you room for everyone's catch.
- e **CHANGING ROOM** A lockable pop-up changing room offers you the onboard privacy to go from fishing to swimming to cruising.

Color

- Green
- Blue
- Teal
- Canary

MERCURY
#1 On The Water



246 C/R



246 RE C/R



227 C/R
(also available as RE C/R)



STARCRAFT 2006 >STARFISH SPECIFICATIONS

	246 C/R	246 RE C/R	227 C/R	227 RE C/R
Max HP	135	135	125	125
Fuel Capacity (gallons)	23	24	23	24
Length	24' 3"	24' 3"	22' 3"	22' 3"
Beam	102"	102"	102"	102"
Weight (boat only) (lbs.)	2417	2417	2100	2100
Capacity (persons/lbs.)	14/1950	14/1950	12/1700	12/1700
Capacity (lbs.)	2590	2590	2405	2405
Fence Height	27"	27"	27"	27"
Transom Height	20"	20"	20"	20"
Tube Diameter	25"	25"	25"	25"
Aluminum Gauge	0.080"	0.080"	0.080"	0.080"



PONTOON BY DAY. CAMPGROUND BY NIGHT.

Introducing our exciting new Camper and Weekender full and half enclosures. The luxury of the Elite pontoon is easily converted into extra sleeping quarters at your dock, or into a floating "tent" for overnight getaways. Enclosure models also include an air bed with pump and a pullout sink. At Starcraft, we continue to offer more ways for you to enjoy your time on the water and create lasting memories for you and your family.



246
Camper C/R
Full Enclosure



226
Weekender RE C/R
1/2 Enclosure



MERCURY
#1 On The Water

THE STARCRRAFT 2006 PONTOON LINEUP.



Majestic 256 RE C/R



Elite 246 RE C/R



Elite 226



Majestic 236 RE C/R



Elite 226 RE



Elite 206 RE C/R



Elite 246



Elite 206 RE



Elite 226 C/R



Elite 206 C/R



MERCURY
#1 On The Water

Sport 226 RE C/R



Limited 200 4 Pt.



Classic 180 RE Fish



Sportfish 226 RE C/R



Classic 200 4 Pt.



Classic 180



Limited 240 C/R



Classic 200 RE C/R



Starfish 246 C/R



Limited 240 4 Pt.



Classic 200 RE C/R Fish



Starfish 246 RE C/R



Limited 200 C/R



Classic 200



Starfish 227 C/R



Some models may not be available for export.

>> features & options

STARCRAFT 2006

PONTOON

Hull/Deck Construction

	Majestic 235 RE C/R	Majestic 235 RE C/W	Elite 246 Elite 246 RE	Elite 246 C/R Elite 246 RE C/R	Elite 225 Elite 225 RE	Elite 226 C/R Elite 226 RE C/R	Elite 206 Elite 206 RE	Elite 206 C/R Elite 206 RE C/R	Sport 226 RE C/R	Sportfish 226 RE C/R	Limited 240 C/R	Limited 240 4 PL	Limited 200 C/R	Limited 200 4 PL	Classic 200	Classic 200 RE C/R Classic 200 RE C/R Fish	Classic 200 4 PL	Classic 180	Classic 180 RE Classic 180 RE Fish	Searfish 246 C/R Searfish 246 RE C/R	Searfish 227 C/R Searfish 227 RE C/R	
Limited Lifetime Floor/Deck/Tubes/Transom Warranty	S	S	S	S	S	S	S	S	S	S	S	S	S	S	S	S	S	S	S	S	S	S
NMMA Certified	S	S	S	S	S	S	S	S	S	S	S	S	S	S	S	S	S	S	S	S	S	S
Flush Bow Decks	S	S	S	S	S	S	S	S	S	S	S	S	S	S	S	S	S	S	S	S	S	S
7-Ply Pressure Treated Floor/Deck	S	S	S	S	S	S	S	S	S	S	S	S	S	S	S	S	S	S	S	S	S	S
Stealth® Composite Floor/Deck	O	O	O	O	O	O	O	O	O	O	O	O	O	O	O	O	O	O	O	O	O	O
Marine Grade Fade-Resistant Carpet	O	O	S	S	S	S	S	S	S	S	S	S	S	S	S	S	S	S	S	S	S	S
Thru-Bolted Floor/Deck	S	S	S	S	S	S	S	S	S	S	S	S	S	S	S	S	S	S	S	S	S	S
LockOut® Sealant Tape	S	S	S	S	S	S	S	S	S	S	S	S	S	S	S	S	S	S	S	S	S	S
Aluminum Under-Deck Liner Kit	S	S	O	O	O	O	O	O	O	O	O	O	O	O	S	S	S	S	S	S	O	O
25' Tubes	S	S	S	S	S	S	S	S	S	S	S	S	S	S	S	S	S	S	S	S	S	S
25' Center Tube	S	S	O	O	O	O	O	O	O	O	O	O	O	O	S	S	S	S	S	S	O	O
23' Tubes	S	S	S	S	S	S	S	S	S	S	S	S	S	S	S	S	S	S	S	S	S	S
Aluminum All-Welded Transom	S	S	S	S	S	S	S	S	S	S	S	S	S	S	S	S	S	S	S	S	S	S
White Powder Coated 1-1/4" Aluminum Fence Rails	S	S	S	S	S	S	S	S	S	S	S	S	S	S	S	S	S	S	S	S	S	S
Insulated Fence Panels	S	S	S	S	S	S	S	S	S	S	S	S	S	S	S	S	S	S	S	S	S	S
Built-In Fuel Tank (gallons)	(30)	(30)	(30)	(30)	(30)	(30)	(30)	(30)	(30)	(24)	(30)	(24)	(30)	(24)	S	S	S	S	S	S	(23)	(24)
Portable Fuel Tank (gallons)	S	S	S	S	S	S	S	S	S	S	S	S	S	S	(6)	(6)	(6)	(6)	(6)	S	S	S
Full-Length Keels	S	S	S	S	S	S	S	S	S	S	S	S	S	S	S	S	S	S	S	S	S	S

Deck Amenities

Boarding Lights	S	S	S	S	S	S	S	S	S	S	S	S	S	S	S	S	S	S	S	S	S	S
Preferred Equipment Group: Docking Lights, 2 Movable Cup Holders, 25 Quart Cooler, Boarding Ladder	S	S	S	S	S	S	S	S	S	S	S	S	S	S	S	S	S	S	S	S	O	O
Value Package: Table, CD Player, Boarding Ladder, Windscreen, Plumbed Livewell	S	S	S	S	S	S	S	S	S	S	S	S	S	S	O	O	O	O	O	S	S	S
Helm Seat with Slider	S	S	S	S	S	S	S	S	S	S	S	S	S	S	S	S	S	S	S	S	S	S
Rotocast Furniture Bases w/Integrated Drains	S	S	S	S	S	S	S	S	S	S	S	S	S	S	S	S	S	S	S	S	S	S
Sundeck	S	S	S	S	S	S	S	S	S	S	S	S	S	S	S	S	S	S	S	S	S	S
Pop-Up Change Room	S	S	S	S	S	S	S	S	S	S	S	S	S	S	S	S	S	S	S	S	S	S
Boarding Ladder	S	S	S	S	S	S	S	S	S	S	S	S	S	S	O	O	O	O	O	O	O	O
Umbrella and Table	S	S	S	S	S	S	S	S	S	S	S	S	S	S	S	S	S	S	S	S	O	O/S
Bow Chaise Lounge(s)	S	S	S	S	S	S	S	S	S	S	S	S	S	S	S	S	S	S	S	S	S	S
Bow Couch(es)	S	S	S	S	S	S	S	S	S	S	S	S	S	S	S	S	S	S	S	S	S	S
Aft Couch(es)	S	S	S	S	S	S	S	S	S	S	S	S	S	S	S	S	S	S	S	S	S	S
Aft "L" Seating Group	S	S	S	S	S	S	S	S	S	S	S	S	S	S	S	S	S	S	S	S	S	S
Deluxe Fishing Seats w/Pinchless Hinges (qty)	S	S	S	S	S	S	S	S	S	(2)	(4)	(4)	(2)	(2)	(4)	(4)	(2)	(2)	(4)	(4)	(4)	(4)
Rod Storage or Rod Holders	S	S	S	S	S	S	S	S	S	S	S	S	S	S	S	S	S	S	S	S	S	S

Electrical

Navigation Lights	S	S	S	S	S	S	S	S	S	S	S	S	S	S	S	S	S	S	S	S	S	S
Courtesy Lights/Indirect Floor Lighting	S	S	S	S	S	S	S	S	S	S	S	S	S	S	S	S	S	S	S	S	S	S
Docking Lights	S	S	S	S	S	S	S	S	S	S	S	S	S	S	S	S	S	S	S	S	O	O

Plumbing

Aerated Livewell (qty)	S	S	S	S	S	S	S	S	(1)	(1)	(1)	O	O	O	O	O	O	(2)	(1)			
------------------------	---	---	---	---	---	---	---	---	-----	-----	-----	---	---	---	---	---	---	-----	-----	--	--	--

Canvas

Color-Coordinated Bimini Top w/Storage Boot	S	S	S	S	S	S	S	S	S	S	S	S	S	S	S	S	S	S	S	S	S	S
Playpen Cover	S	S	O	O	O	O	O	O	O	O	O	O	O	O	O	O	O	O	O	O	O	O
Ice Chest Built-In	S	S	S	S	S	S	S	S	S	S	S	S	S	S	S	S	S	S	S	S	S	S

» features & options

STARCRAFT 2006 PONTON

Dash & Console

	Majestic 256 RE C/R	Majestic 236 RE C/R	Elite 246 Elite 246 RE	Elite 246 C/R Elite 246 RE C/R	Elite 226 Elite 226 RE	Elite 226 C/R Elite 226 RE C/R	Elite 206 Elite 206 RE	Elite 206 C/R Elite 206 RE C/R	Spart 226 RE C/R	Sportfish 226 RE C/R	Limited 240 C/R	Limited 240 4 Pt.	Limited 200 C/R	Limited 200 4 Pt.	Classic 200	Classic 200 RE C/R Classic 200 RE C/R Fish	Classic 200 4 Pt.	Classic 180	Classic 180 RE Classic 180 RE Fish	Starfish 246 C/R Starfish 246 RE C/R	Starfish 227 C/R Starfish 227 RE C/R	
Cooler	✓	✓	✓	✓	✓	✓	✓	✓	✓	✓	•	•	•	•	•	•	•	•	•	•	○	○
Deluxe Burlwood Steering Wheel	•	•	✓	✓	✓	✓	✓	✓	•	•	•	•	•	•	•	•	•	•	•	•	✓	✓
Cup Holders	✓	✓	✓	✓	✓	✓	✓	✓	✓	✓	✓	✓	✓	✓	✓	✓	✓	✓	✓	✓	✓	✓
Color-Coordinated Dash & Console	✓	✓	✓	✓	✓	✓	✓	✓	✓	✓	•	•	•	•	•	•	•	•	•	•	✓	✓
Quick-Release Smoked Plexiglas® Windscreen	✓	✓	✓	✓	✓	✓	✓	✓	✓	✓	✓	✓	✓	✓	○	○	○	○	○	○	✓	✓
Speedometer	✓	✓	✓	✓	✓	✓	✓	✓	✓	✓	✓	✓	✓	✓	•	•	•	•	•	•	✓	✓
Tachometer	✓	✓	✓	✓	✓	✓	✓	✓	✓	✓	✓	✓	✓	✓	•	•	•	•	•	•	✓	✓
Voltmeter	✓	✓	✓	✓	✓	✓	✓	✓	✓	✓	✓	✓	✓	✓	•	•	•	•	•	•	✓	✓
Fuel Gauge	✓	✓	✓	✓	✓	✓	✓	✓	✓	✓	✓	✓	✓	✓	•	•	•	•	•	•	✓	✓
Humminbird® Piranha Fish Locator	•	•	•	•	•	•	•	•	•	•	•	•	•	•	•	•	•	•	•	•	✓	✓
12 Volt Power Point	✓	✓	✓	✓	✓	✓	✓	✓	✓	✓	✓	✓	✓	✓	✓	✓	✓	✓	✓	✓	✓	✓
Tilt Steering	✓	✓	✓	✓	✓	✓	✓	✓	✓	✓	•	•	•	•	•	•	•	•	•	•	✓	✓
AM/FM Stereo with CD Player	✓	✓	✓	✓	✓	✓	✓	✓	✓	✓	✓	✓	✓	✓	○	○	○	○	○	○	✓	✓
Marine Grade Speakers (qty.)	✓	✓	(4)	(4)	(4)	(4)	(4)	(4)	(4)	(4)	(2)	(2)	(2)	(2)	○	○	○	○	○	(4)	(4)	
Compass	✓	✓	✓	✓	✓	✓	✓	✓	✓	✓	○	○	○	○	•	•	•	•	•	•	✓	✓
Trim Gauge	✓	✓	✓	✓	✓	✓	✓	✓	✓	✓	○	○	○	○	•	•	•	•	•	•	✓	✓
Depth Gauge	✓	✓	○	○	○	○	○	○	○	○	○	○	○	○	•	•	•	•	•	•	○	○
Radio Touch Pad	✓	✓	○	○	○	○	○	○	○	○	•	•	•	•	•	•	•	•	•	•	○	○

✓ = Standard ○ = Option • = Not available on this model

» specifications

STARCRAFT 2006 PONTON

	Majestic 256 RE C/R	Majestic 236 RE C/R	Elite 246 Elite 246 RE	Elite 246 C/R Elite 246 RE C/R	Elite 226 Elite 226 RE	Elite 226 C/R Elite 226 RE C/R	Elite 206 Elite 206 RE	Elite 206 C/R Elite 206 RE C/R	Spart 226 RE C/R	Sportfish 226 RE C/R	Limited 240 C/R	Limited 240 4 Pt.	Limited 200 C/R	Limited 200 4 Pt.	Classic 200	Classic 200 RE C/R Classic 200 RE C/R Fish	Classic 200 4 Pt.	Classic 180	Classic 180 RE Classic 180 RE Fish	Starfish 246 C/R Starfish 246 RE C/R	Starfish 227 C/R Starfish 227 RE C/R	
Max HP	175	150	135	135	125	125	100	100	125	125	135	135	100	100	60	60	60	40	40	135	125	
Fuel Capacity (gallons)	30	30	30	30	30	30	30	30	30	24	30	24	30	24	Port	Port	Port	Port	Port	23/24	23/24	
Length	25' 3"	23' 3"	24' 3"	24' 3"	22' 3"	22' 3"	20' 3"	20' 3"	22' 3"	22' 3"	24' 3"	24' 3"	20' 3"	20' 3"	20'	20'	20'	18'	18'	24' 3"	22' 3"	
Beam	102"	102"	102"	102"	102"	102"	102"	102"	102"	102"	102"	102"	102"	102"	96"	96"	96"	96"	96"	102"	102"	
Weight (boat only) (lbs.)	2665	2510	2417	2417	2315	2315	2088	2088	2315	2215	2315	2315	2088	2088	1535	1535	1837	1535	1535	2417	2100	
Capacity (persons/lbs.)	18/2540	16/2260	14/1950	14/1950	12/1700	12/1700	10/1410	10/1410	12/1700	12/1700	14/1950	14/1950	10/1410	10/1410	9/1200	9/1200	9/1200	8/1095	8/1095	14/1950	12/1700	
Capacity (lbs.)	3240	3085	2590	2590	2405	2405	2155	2155	2405	2405	2590	2590	2155	2155	1700	1700	1700	1515	1515	2590	2405	
Fence Height	27"	27"	27"	27"	27"	27"	27"	27"	27"	27"	27"	27"	27"	27"	27"	27"	27"	27"	27"	27"	27"	27"
Tansom Height	20"	20"	20"	20"	20"	20"	20"	20"	20"	20"	20"	20"	20"	20"	20"	20"	20"	20"	20"	20"	20"	20"
Tube Diameter	25"	25"	25"	25"	25"	25"	25"	25"	25"	25"	25"	25"	25"	25"	23"	23"	23"	23"	23"	25"	25"	
Aluminum Gauge	.080"	.080"	.080"	.080"	.080"	.080"	.080"	.080"	.080"	.080"	.080"	.080"	.080"	.080"	.080"	.080"	.080"	.080"	.080"	.080"	.080"	.080"

WELCOME TO THE TOW ZONE.



At Starcraft, we know firsthand that for nearly as long as boats have had motors, they've also had ropes with kids on the other end. Throughout our heritage, we've found more ways to help families make watersports a big part of their boating experience. Here are some important tips to keep your family safe and help you have more fun behind the boat.



It's up to the captain.

When you're at the helm, you're responsible for keeping your skier out of harm's way. Here are some things to remember at all times:

- + Everyone must wear a Coast Guard approved water ski vest.
- + Allow a minimum of 100' between your skier and all other objects.
- + Always have a spotter on board.
- + Never ski in shallow water or at night.
- + Keep a downed skier in your sight.
- + Turn the motor off before you get close to someone in the water.

MERCURY
"1 On The Water"

Choosing the right equipment.

- + Combination pairs (skiing on two skis) are the easiest to learn with and feature wider tips for better control.
- + Beginning slalom skis have a wider tail and flatter bottom, making it easier to get up and stay up. Beginners should also select longer skis for better control.
- + Beveled edges, a tapered tail and a more concave bottom all require more skill and allow the skier to go faster and make sharper turns.
- + A standard tow rope is 70' long and made of polypropylene for elasticity. The handle may vary in length and diameter — be sure to choose one that can be easily gripped by everyone in the family.
- + An experienced salesperson can help you select skis and bindings that best fit each member of your family.
- + See the "Glossary" section for more ski-related terms and definitions.



What's the right speed?

SPORT	BOAT SPEED
Tubing	8 - 25 mph
Kneeboarding	16 - 19 mph
Combo Skiing	25 mph
Slalom Skiing	19 - 36 mph
Wakeboarding	16 - 19 mph

Choose your speed based on the water conditions and the age of the rider.



Tubing safety.

Tubing is a great all-ages activity, but the driver needs to be aware of the risks. Never allow the tube rider to come too close to docks, shallow areas, submerged rocks, navigational markers or other obstructions. Choose your speed based on the water conditions and the age of the rider. It's preferable that riders be stomach down, to avoid bouncing their knees into their heads. And finally, while driving a gentle zigzag can provide an exciting ride, "whipping" the tube by turning sharply can cause serious injury.

Coaching a beginner.

Getting up on skis may be effortless for you now, but coaching a beginner may be another matter. Here are some things to tell a first-timer. And our best tip for the driver? Patience.

1. Bend your knees toward your chest, shoulder length apart, holding the rope between your knees.
2. The skis should stick out of the water 6" to 12".
3. As the boat begins to move, keep your skis parallel, your arms straight and chin down.
4. Stay in a sitting position until the boat pulls you on top of the water, then stand up.
5. Don't pull the rope toward your body — keep your arms straight.
6. Use hand signals to tell the driver to go faster or slower.
7. Let go of the rope when you fall!





WHERE YOUR PRACTICAL SIDE MEETS YOUR LOVE OF POWER.

For those who appreciate the best of both worlds, here are two excellent options. Featuring our wide reverse chine hull, the Flat-Deck and Step-Down models combine V-boat ride and handling with the spacious convenience of a pontoon. In the Step-Down, the whole family will enjoy the roomy seating for 12, as well as the ability to enjoy all their favorite tow sports, thanks to the maximum 200 horsepower capacity. The Flat-Deck's gates make docking and boarding a breeze, and you'll admire the flush cockpit floor and our exclusive white powder coated fence rails.



- a **DRIVER'S CONSOLE** The luxurious helm features a deluxe console with recessed knee room and footrest, a silver metallic dash and no-feedback rack and pinion steering with custom tilt wheel.
- b **STORAGE** The plush port and starboard bow couches feature roomy underseat storage to keep all your gear dry.
- c **SWIM PLATFORM** An entry gate leads to the roomy bow platform with a fold-out boarding ladder.
- d **CHANGING ROOM** For long days on the water, you'll appreciate the privacy of a large changing room.
- e **REAR ENTRY** A transom walk-thru door and boarding ladder give you easy access to the water.

Color

- Sapphire Blue
- Bright Red
- Cappuccino
- Teal
- Canary Yellow
- Black
- Camary

MERCURY
1 On The Water

FD 191



FD 161



SD 201



STARCRAFT 2006

>FLAT-DECK & STEP-DOWN SPECIFICATIONS

	FD 191	FD 161	SD 201
Max HP	200	115	200
Fuel Capacity (gallons)	50	31	51
Length	19'	15' 4"	20' 4"
Beam	102"	90"	102"
Weight (boat only) (lbs.)	2718	1948	2315
Capacity (persons/lbs.)	11/1520	9/1250	12/1700
Capacity (lbs.)	2250	2000	2200
Inside Depth	N/A	N/A	30"
Transom Width	94"	87"	94"
Chine Width (at transom)	87"	80"	86"
Transom Height (for engine)	20"	20"	20"
Boat Motor and Trailer Length	25' 11"	25' 11"	25' 11"
Towing Weight (with standard power)	3735	2585	3341
Deadrise (deg. at transom)	13	20	13

>> features & options

STARCRAFT 2006 >FLAT-DECK & STEP-DOWN

Hull Construction

	FD 191	FD 161	SD 201
24 Ounce Woven Roving Fiberglass with 6 Inch Overlap	\$	\$	\$
Reverse Chine Hull	\$	\$	\$
Integrated Interlocking Stringer System	\$	\$	\$
Injected Foam Construction	\$	\$	\$
Full Fiberglass Innerliner	\$	\$	\$
Boarding Ladder	\$	\$	\$
Stainless Steel Bow and Stern Eyes	\$	\$	\$
Marine Grade U.V. Stable Upholstery Vinyl	\$	\$	\$
Stainless Steel Rub Rail	\$	\$	\$
Rotocast Furniture Bases with Integrated Drains	\$	\$	\$
Meets or Exceeds U.S. Coast Guard Requirements	\$	\$	\$
NMMA Certified	\$	\$	\$

Cockpit

	(51)	(31)	(51)
Built-In Fuel Tank (Gallons)	\$	\$	\$
750 GPH Easy-Service Cartridge Automatic Bilge Pump	\$	\$	\$
Helm Seat	\$	\$	\$
Stern Bench Seat with Removable 25 Quart Cooler	\$	\$	\$
Transom Walk-Thru Door, Port Side	\$	\$	\$
4 Mooring Cleats	\$	\$	\$
Cup Holders	\$	\$	\$
Push Port and Starboard Bow Couches with Storage Underneath	\$	\$	\$
In-Floor Storage	\$	\$	\$
Composite Storage Doors and Lids	\$	\$	\$
Color-Coordinated Freestanding Bimini Top and Storage Boot	\$	\$	\$

Consoles, Switches, Gauges and Lights

Deluxe Fiberglass Console with Recessed Knee Room and Footrest	\$	\$	\$
Windscreen	\$	\$	\$
Custom Molded Silver Metallic Dash	\$	\$	\$
Console Storage Compartment	\$	\$	\$
Tachometer	\$	\$	\$
Speedometer	\$	\$	\$
Fuel	\$	\$	\$
Voltmeter	\$	\$	\$
Lanyard Safety Switch	\$	\$	\$
AM/FM Stereo with CD Player	\$	\$	\$
4 Marine Grade Speakers	\$	\$	\$
Horn	\$	\$	\$
Power Point	\$	\$	\$
Deluxe Switches	\$	\$	\$
Circuit Breakers	\$	\$	\$
No Feedback Rack and Pinion Steering with Custom Tilt Wheel	\$	\$	\$
Courtesy Light	\$	\$	\$
Docking Lights	\$	\$	\$
Navigation Lights	\$	\$	\$

Options:

Marine Grade U.V. Stable Snap-In Carpet	<input type="checkbox"/>	<input type="checkbox"/>	<input type="checkbox"/>
Mooring Cover	<input type="checkbox"/>	<input type="checkbox"/>	<input type="checkbox"/>
Tilt Hydraulic Steering (required with 150 hp and up motors)	<input type="checkbox"/>	<input type="checkbox"/>	<input type="checkbox"/>
Ski Tow	<input type="checkbox"/>	<input type="checkbox"/>	<input type="checkbox"/>
Playpen Cover	<input type="checkbox"/>	<input type="checkbox"/>	<input type="checkbox"/>

Trailer Options

Painted Bunk (bolt together)	<input type="checkbox"/>	<input type="checkbox"/>	<input type="checkbox"/>
Color-Coordinated Custom Welded Bunk Trailer with Swing Tongue	<input type="checkbox"/>	<input type="checkbox"/>	<input type="checkbox"/>
Roller Option (bolt together only)	<input type="checkbox"/>	<input type="checkbox"/>	<input type="checkbox"/>
Disk Brake	<input type="checkbox"/>	<input type="checkbox"/>	<input type="checkbox"/>
Outboard Motor Support	<input type="checkbox"/>	<input type="checkbox"/>	<input type="checkbox"/>
Aluminum Trailer	<input type="checkbox"/>	<input type="checkbox"/>	<input type="checkbox"/>

>> overhalls

FD 191



FD 161



SD 201

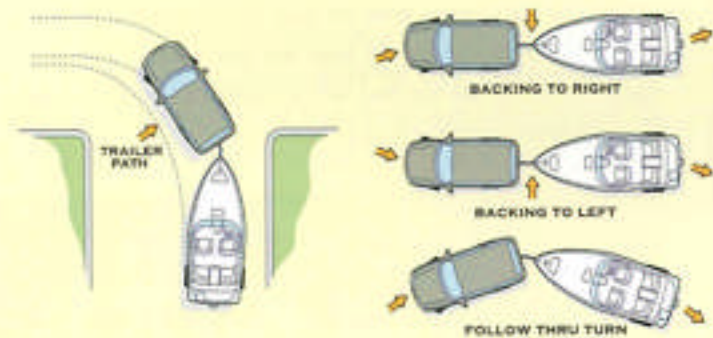


>> specifications

STARCRAFT 2006 >FLAT-DECK & STEP-DOWN SPECIFICATIONS

	FD 191	FD 161	SD 201
Max HP	200	115	200
Fuel Capacity (gallons)	50	31	51
Length	19'	15' 4"	20' 4"
Beam	102"	90"	102"
Weight (boat only) (lbs.)	2718	1948	2315
Capacity (persons/lbs.)	11/1520	9/1250	12/1700
Capacity (lbs.)	2250	2000	2200
Inside Depth	N/A	N/A	30"
Transom Width	94"	87"	94"
Deck Width (at transom)	87"	80"	86"
Transom Height (for engine)	20"	20"	20"
Boat Motor and Trailer Length	25' 11"	25' 11"	25' 11"
Towing Weight (with standard power)	3735	2585	3341
Deadrise (deg. at transom)	13	20	13

IT ALL STARTS WITH GETTING THERE.



Take time to get comfortable trailering your boat, and your day on the water will get off to a great start.

- + Before your first trip, practice maneuvering in an empty parking lot.
- + On the road, drive slower than you normally would.
- + Increase your following distance and allow for longer braking time — even if your trailer is equipped with brakes.
- + Take wider turns.
- + Never remove the bow safety chain and winch line until you are in launch position.
- + ALWAYS remember to replace your transom drain plugs!!!

Tips for a smooth launch.

Always stop in a parking area near the ramp to prepare your boat for launch without blocking traffic. Use the following checklist to help it all go smoothly.

In the parking area:

- + Remove the trailer-to-motor supports.
- + Remove tie-downs.
- + Load and store the gear you want to bring on your boat.
- + Check all systems, including your boat's engine, blower, bilge pump and lights.
- + Don't forget to insert the drain plug.

At the ramp — in launch position:

- + Disconnect the bow safety chain hook from the bow eye.
- + Disconnect trailer wiring from your vehicle.
- + Proceed with launching instructions for your type of trailer — located in the trailer's owner's manual.

STARCRAFT

Aurora 2210 OB

OUR FIRST IMPRESSION

Sometimes simple is the greatest compliment that we can give to a deck boat. This statement couldn't be truer than with the Starcraft Aurora 2210. Effortless colors, low profile, sleek design and mold contours create a simple, yet classy design.

CONSUMER TEST

There are so many amenities on this deck boat that it should keep everyone happy. We really liked the standard remote touch pad control, which is located at the port stern swim step, for the Clarion stereo, and the transom shower is standard as well.

Opposite the helm is a roomy changing room with a clamshell door. It has a Porta-Potti and the enclosure is vented to the outside. There's a small refreshment center above, that is complete with a sink with an electric pump.

The spacious, plush cockpit has tons of room for playing or relaxing. There's so much room, you can even turn the floor storage compartment into a kiddie pool for the youngsters on board.

When it comes to safety, the cockpit is almost completely enclosed, plus there are bow rails and handholds in the rear. You can also opt for a fishing package because the bow compartment is plumbed for a livewell and you can also install a pedestal chair.

The helm console has a nice, three-spoke, tilt steering wheel with a cream grip and oak veneer that matches the console. The instrument panel has a nice layout with an angled contour to create an excellent view of the gauges and the switches are easy to use.

There are two gates in the rear that have removable cushions so no seating is sacrificed. We found the hidden areas to be well finished and the overall fit and finish work is excellent. There is great stitching on the furniture, plus good use of the insignia and we can't say enough about the great handholds throughout the boat.

INSPECTION TEST

Starcraft receives high marks all the way around for its construction of the Aurora 2210. It has a semi-V reversed chine with two lifting strakes with an outside ventilated chine. Composite encapsulated stringers provide strength to the hull and all cavities are foam filled. All systems are secured with excellent fit and finish.

All of the wiring is secured and coded and we didn't find any potential chafing spots. The mold work is excellent throughout.

PDB Pontoon & Deck Boat
MAGAZINE



PERFORMANCE TEST

The Starcraft handled really well throughout the entire performance test. Acceleration out of the hole was good with the Mercury 150 Saltwater two-stroke engine. Turns were really tight and she banked nicely in both directions. Steering was excellent and we give her high marks in both the fun department and overall performance.

FINAL THOUGHTS

If you want to extend your boating season, the interior kiddie pool and bi-fold wind deflector are great features to keep you on the water a little longer. There is protection all the way around, so it's a great boat for your family as well. When it comes to performance, this boat has just enough power to make it fun. The ski tow bar isn't a standard feature, but we would definitely choose it as an option.





STARCRAFT'S AURORA 2410 OB DECK BOAT AIMS TO PLEASE WITH EVERYTHING INCLUDED

Go Boating

The Aurora 2410 OB is a good example of how Starcraft has worked to use more than 100 years of experience to produce a deck boat that meets buyers' needs. Our first impression of the interior of the 2410 OB is that it's noticeably deep, which is due to the craft's high freeboard and deep cockpit. There's still plenty of above-the-rail exposure in the bow for wind-in-the-face thrills, but in the cockpit the deck is deep enough and the windshield high enough for even a 6-foot plus person to duck out of the wind.

In an effort to keep the deck clutter free, the 2410 OB offers copious storage. Moving around the boat is easy thanks to the spacious bow, a deck boat trademark accomplished by using a modified-V hull to allow the beam of the boat to be carried forward. The passageway is wide and is carried aft via a walk-through windshield to the cockpit. The matching helm chairs have flipup bolsters, which are nice when it comes to getting a look above the windshield while docking or operating in congested waters.

Comfort and convenience are dialed high with a large enclosed changing room/head in the port helm with a Porta Potti, portlight and a locking door. Topside is a little wet bar area with a pressurized sink (the craft has a 15-gallon freshwater tank). There's also a standard pullout freshwater shower on the transom, which is right next to a remote pad for the standard Clarion AM/FM CD player.

All told, we've come across few other similar-size deck boats that offer as much useful standard equipment.

PERFORMANCE

Our performance test of this craft promised to be fun with the big 225 hp Mercury 225 Verado clamped onto the transom. We had two people on board and a quarter of a tank of fuel (about 19 gallons), and the freshwater tank was empty — a pretty light load by any standards. The Verado was spinning a 15-inch pitch three-blade stainless steel prop.

We posted a 5-second time to plane and a 6.5 second time for 0 to 30 mph. Not bad at all considering the size of this craft. Mashing the throttles all the way forward we quickly wound up to 6,500 rpm for a top speed of 45.9 mph. This is fast for a large deck boat.

The wake behind the craft looked good for some long-line waterskiing — and with some weight or ballast in the stern we think the 17-degree deadrise of the hull has the potential to push out wakes big enough to challenge even those who are more schooled in the sport of wakeboarding.

OVERALL

The Starcraft Aurora 2410 OB is easily worth considering if you're looking for a midsize deck boat with, literally, a boatload of standard features and a high degree of quality and finish.

We also think it's worth noting that Starcraft has been building boats for more than 100 years and that it has earned its reputation as a quality boat builder.





ONCE AGAIN, WE'VE RAISED THE STANDARD OF LUXURY.

You're looking at the most exciting deck boat on the water. The all-new Calais. Its distinctive trim and luxurious comforts put it in a class by itself. It all starts with Starcraft's exclusive Rarity Victorian Cameo vinyl upholstery for the soft, classy feel of a luxury automobile. The spacious cockpit and plush seating offer plenty of play room, while the impressive storage space allows you to keep the deck clutter free. The changing room with Porta-Potti® folds down under the sundeck, and you'll enjoy fresh water showers at both the bow and stern swim platforms. You'll also marvel at the premium stereo with a 10-disc CD changer, 6 marine-grade speakers and a remote touch pad at the stern swimming area.



- a **CONSOLE** The state-of-the-art console features full instrumentation and an in-dash Lowrance® GPS navigation system.
- b **SUNDECK LOUNGE** The comfort of the large stern sundeck is enhanced by a fold-out backrest.
- c **HELM SEAT** This plush bucket helm seat features an adjustable slider with locking swivel and a flip-up bolster.
- d **SEATING** For maximum versatility, the port L-group seating has a multi-position backrest that converts it to a chaise lounge.

Color

- Charatto Red Metallic
- Sonora Gold Metallic
- Titanium Silver Metallic
- Sapphire Black Metallic
- Mystic Blue Metallic

MERCURY
1 On The Water



2110 I/O

2080 I/O & 2080 OB
(available soon)



STARCRAFT 2006

>CALAIS SPECIFICATIONS

	2080 I/O	2080 OB	2110 I/O
Max HP	320	200	320
Fuel Capacity (gallons)	51	51	51
Length	21'	21'	22'-8"
Beam	102"	102"	102"
Weight (boat only) (lbs.)	2410	2410	2550
Capacity (persons/lbs.)	10/1400	10/1400	12/1725
Capacity (lbs.)	2250	2250	1890
Inside Depth	30"	30"	33"
Transom Width	94"	94"	94"
Chine Width (at transom)	87"	87"	88"
Transom Height (for engine)	N/A	20"	N/A
Boat Motor and Trailer Length	25' 11"	25' 11"	25' 11"
Towing Weight (with standard power)	3990	3535	4050
Deadrise (deg. at transom)	13	13	13



NOW YOU'VE HIT THE BIG TIME.

Welcome to the flagship of the Aurora series — the 2410. This boldly styled, beautifully refined boat is designed to raise your expectations for comfort and versatility while satisfying your taste for luxury and performance. In short, it's time for a better experience on the water, and this is the boat that'll take you there.



- a **BOW PLATFORM** When not in use, the boarding ladder slides under the anchor storage lid, creating a roomy bow platform on the 2410. Navigation lights are standard.
- b **MOTOR COVER** A hatch in the stern provides easy access to the inboard motor for servicing.
- c **2410 I/O HELM SEAT** The plush bucket helm seat features a locking swivel and adjustable slider for your comfort.
- d **HEAD/CHANGING ROOM** The 2415's large, lighted changing room with Porta-Potti® and locking door is great for those long afternoons on the water.
- e **2410 I/O SWIM PLATFORM** Swimmers will enjoy the stern swim platform with boarding ladder and fresh water shower.

- Color**
- Sapphire Blue
 - Bright Red
 - Cappuccino
 - Teal
 - Canary Yellow
 - Black
 - Canary

Optional upgrade colors also available. See automotive metallic colors listed on page 41.



2415 I/O
(shown with
Executive Package)



2410 I/O
(shown with
Limited Package)



2410 OB



STARCRAFT 2006

**>AURORA
SPECIFICATIONS**

	2415 I/O	2410 I/O	2410 OB
Max HP	300	425	250
Fuel Capacity (gallons)	51	51	75
Length	24' 1"	24' 7"	24' 1"
Beam	102"	102"	102"
Weight (boat only) (lbs.)	3075	3175	3075
Capacity (persons/lbs.)	13/1850	13/1850	13/1850
Capacity (lbs.)	1900	1900	2600
Inside Depth	32"	32"	32"
Transom Width	94"	94"	94"
Chine Width (at transom)	90"	90"	90"
Transom Height (for engine)	N/A	N/A	25"
Boat Motor and Trailer Length	29' 10"	29' 10"	30' 7"
Towing Weight (with standard power)	6335	6375	5625
Deadrise (deg. at transom)	17	17	17



GET IN TOUCH WITH YOUR SPORTIER SIDE.

If you're looking for a deck boat that's big on personality, take a closer look at the 2210 I/O. This go-anywhere, do-everything boat features sporty graphics and trim accents. You'll enjoy a large, plush cockpit with room for 12 and convenient stern entries with port and starboard transom doors. Some exciting options to ramp up the fun include a wake tower and satellite stereo.



a



b



c



d



e



f



g

a 2210 DRIVER'S CONSOLE The sporty, deluxe console features a silver metallic dash and no-feedback rack and pinion steering with custom tilt wheel.

b HELM CHAIR The plush bucket helm and companion seats are each on an adjustable slider with locking swivel and a flip-up bolster.

c COCKPIT SEATING In the cockpit, you'll find a cushioned seating area with underset storage and room for the removable 36 qt. cooler.

d SUNDECK The roomy padded sundeck leads to the large stern swim platform with boarding ladder and fresh water shower.

e STORAGE The enormous in-floor storage compartment exceeds 13 cubic ft. — giving you plenty of space for skis, boards and life jackets.

f 2010 CONSOLE Imagine yourself at this sporty driver's console with tilt steering and a full assortment of gauges.

g 2010 SWIM PLATFORM Getting in and out of the boat is easy with the integrated stern swim platform with boarding ladder.

Color

■ Sapphire Blue

■ Bright Red

■ Cappuccino

■ Teal

■ Canary Yellow

■ Black

■ Camary

Optional upgrade colors also available. See automotive metallic colors listed on page 41.

MERCURY
"1 On The Water"



2210 I/O
(shown with Executive Package without standard bimini top)



2210 OB
(shown with Executive Package)



2010 I/O
(shown with optional swim platform)



2010 OB

STARCRAFT 2006

>AURORA SPECIFICATIONS

	2210 I/O	2210 OB	2010 I/O	2010 OB
Max HP	425	250	260	200
Fuel Capacity (gallons)	51	51	51	51
Length	21' 7"	21' 6"	20' 4"	20' 4"
Beam	102"	102"	102"	102"
Weight (boat only) (lbs.)	2945	2940	2325	2365
Capacity (persons/lbs.)	13/1850	12/1725	12/1700	12/1700
Capacity (lbs.)	1900	2500	1890	2485
Inside Depth	32"	32"	30"	30"
Transom Width	94"	94"	94"	94"
Clare Width (at transom)	90"	90"	86"	86"
Transom Height (for engine)	N/A	25"	N/A	20"
Boat Motor and Trailer Length	25' 4"	26' 2"	25' 11"	25' 11"
Towing Weight (with standard power)	6125	5350	4860	4670
Deadrise (deg. at transom)	17	17	13	13



A LUXURY DECK BOAT THAT KNOWS HOW TO FISH.

Just call it the ultimate in versatility. With the 2009 OB, you can indulge your fishing side without sacrificing an ounce of luxury and spacious play room. Highlights include two fishing seats on the bow platform, a port rod locker and a 51-gallon fuel tank for longer trips. A transom walk-thru door gives you easy access to the stern swim platform, where you'll find a fresh water shower and swim steps with a boarding ladder.



a



b



c



d



e

a DRIVER'S CONSOLE. The eye-catching console features a silver metallic dash with domed gauges, a custom tilt wheel and an aerodynamic windscreen.

b HELM SEAT. The plush bucket helm seat with an adjustable slider and locking swivel is shown here with the bolster flipped up.

c REFRESHMENT CENTER. You have the luxury of a 15-gallon pressurized fresh water system and a refreshment center with a sink and faucet.

d LIVEWELL. To get your catch home safely, there's an aerated livewell.

e CHANGING ROOM. The large, lighted changing room includes a Porta-Potti® and a locking door.

Color

■ Sapphire Blue

■ Bright Red

■ Cappuccino

■ Teal

■ Canary Yellow

■ Black

■ Canary

Optional upgrade colors also available. See automotive metallic colors listed on page 41.

MERCURY
1 On The Water

2015 I/O
(shown with
Executive Package)



2015 OB
(shown with
Executive Package)



2009 OB



STARCRAFT 2006

>AURORA SPECIFICATIONS

	2015 I/O	2015 OB	2009 OB
Max HP	320	225	225
Fuel Capacity (gallons)	51	51	51
Length	20' 4"	20' 4"	20' 4"
Beam	102"	102"	102"
Weight (boat only) (lbs.)	2380	2365	2405
Capacity (persons/size)	12/1700	12/1700	12/1700
Capacity (lbs.)	1890	2485	2485
Inside Depth	30"	30"	30"
Transom Width	94"	94"	94"
Chine Width (at transom)	86"	86"	86"
Transom Height (for engine)	N/A	25"	25"
Boat Motor and Trailer Length	25' 11"	25' 11"	25' 11"
Towing Weight (with standard power)	5070	4635	4650
Deadrise (deg. at transom)	13	13	13

>> aurora 2000 I/O (shown with optional Limited Package)

STARCRAFT 2006 • DECK BOAT



THIS REDEFINES VERSATILITY.

Are you looking for more in a boat — more plush seating, more elbow room, more storage and more luxurious features? Then step up to the Aurora deck boat. Our 1915 OB, featuring a wide reverse chine V-hull, offers the best performance and smoothest ride in its class. You'll also enjoy bow and stern platforms with boarding ladders for easier access and a bimini top to keep you cool throughout the day. Our 2000 models go even further, with options like a bow platform shower and a fishing package, including a fishing seat, baitwell and rod storage.



- a **DRIVER'S CONSOLE** A stylish console for a stylish boat. The custom molded silver metallic dash sports a full complement of domed gauges and a custom tilt wheel.
- b **HELM STORAGE** This year, we've added extra storage on the back of the helm seat.
- c **IN-FLOOR STORAGE** The large storage with jumbo door gives you plenty of room for skis, boards and other gear.
- d **SINK AND FAUCET** This fresh water sink with pump faucet gives you convenient access to water throughout the day.
- e **DOCK LIGHT** The large bow platform features the sleek, contemporary styling of recessed navigation lights.

Color

- Sapphire Blue
- Bright Red
- Cappuccino
- Teal
- Canary Yellow
- Black
- Camary

Optional upgrade colors also available. See automotive metallic colors listed on page 41.

MERCURY
"1 On The Water"

2000 I/O
(shown with
optional swim platform)



2000 OB



1915 OB



STARCRRAFT 2006

>AURORA SPECIFICATIONS

	2000 I/O	2000 OB	1915 OB
Max HP	260	200	200
Fuel Capacity (gallons)	51	51	51
Length	20' 4"	20' 4"	19'
Beam	102"	102"	102"
Weight (boat only) (lbs.)	2325	2315	2250
Capacity (persons/lbs.)	12/1700	12/1700	10/1400
Capacity (lbs.)	1690	2485	2250
Inside Depth	30"	30"	30"
Transom Width	94"	94"	94"
Chine Width (at transom)	86"	86"	87"
Transom Height (for engine)	N/A	20"	20"
Boat Motor and Trailer Length	25' 11"	25' 11"	25' 11"
Towing Weight (with standard power)	4660	4450	4350
Deadrise (deg. at transom)	13	13	13

>> package options

STARCRAFT 2006 > AURORA DECK BOAT



IT'S TIME TO EXPLORE YOUR OPTIONS.

Want to beef up your Aurora deck boat even more? Drive away with one of our exciting option packages. This year, you can choose from our sporty Limited Package or the upscale Executive Package. Either way, you get a great boat with great features.



a



b

LIMITED PACKAGE:

This sporty option gives your boat a little extra pizzazz. Limited Package features include the eye-catching styling of a full-color stripe, with gauges and grab handles color-coordinated to match the exterior graphics.

EXECUTIVE PACKAGE:

For those who prefer a classier look, we offer the Executive Package. This upscale option features a neutral interior, as well as a regal burl steering wheel and switch panels — giving you an added touch of sophistication.



- a Limited Package Console
- b Executive Package Console

MERCURY
"1 On The Water"



SEA STAR. A NAME TO REMEMBER.

Ready to step up to the prestige of a deck boat? Take a closer look at the all-new Sea Star series. These boats feature the sporty performance and stable ride of our wide reverse chine V-hull — at a value that can't be beat. The Sea Star is well equipped for your favorite watersports, with integrated swim platforms, a transom walk-through and a ski tow ring. And for comfortable cruising, you'll enjoy plush furnishings, a fully padded cockpit and removable bow cushions. Some impressive numbers include the 51-gallon fuel tank, the 36-quart cooler stored under the port seat and 8 beverage holders.



a DRIVER'S CONSOLE This impressive console features an aerodynamic windscreen, a silver metallic dash, domed gauges and a CD player.

b BIMINI TOP The large bimini top lets you choose between sun and shade.

c FLIP-UP BOW Under the port and stern bench seats, you'll find plenty of dry storage.

d STERN BENCH The roomy stern bench provides a great place to stretch out and relax.

Color

- Pastel Yellow
- Pastel Blue
- ▲ Canary with Red
- ▲ Canary with Blue

Optional upgrade colors also available. See automotive metallic colors listed on page 41.

MERCURY
"1 On The Water"

2010 I/O
(also available as OB)



2000 I/O



2000 OB



1915 OB



STARCRAFT 2006

>SEA STAR SPECIFICATIONS

	2010 I/O	2010 OB	2000 I/O	2000 OB	1915 I/O
Max HP	135	115	135	115	115
Fuel Capacity (galons)	51	51	51	51	51
Length	20' 4"	20' 4"	20' 4"	20' 4"	19'
Beam	102"	102"	102"	102"	102"
Weight (boat only) (lbs.)	2325	2315	2325	2315	2250
Capacity (persons/lbs.)	12/1700	12/1700	12/1700	12/1700	10/1400
Capacity (lbs.)	1890	2485	1890	2485	2250
Inside Depth	30"	30"	30"	30"	30"
Transom Width	94"	94"	94"	94"	94"
Chine Width (at transom)	86"	86"	86"	86"	87"
Transom Height (for engine)	N/A	20"	N/A	20"	20"
Boat Motor and Trailer Length	25' 11"	25' 11"	25' 11"	25' 11"	25' 11"
Towing Weight (with standard power)	3335	3070	3335	3070	3005
Deadrise (deg. at transom)	13	13	13	13	13

THE STARCRRAFT 2006 DECK BOAT LINEUP.



Calais 2110 i/O
(also available soon
2080 i/O & 2080 O/B)



Aurora 2210 i/O
(shown with Executive
Package without standard
Bimini Top)



Aurora 2415 i/O
(shown with
Executive Package)



Aurora 2210 O/B
(shown with
Executive Package)



Aurora 2410 i/O
(shown with Limited Package)



Aurora 2015 i/O
(shown with
Executive Package)



Aurora 2410 O/B



Aurora 2015 O/B
(shown with
Executive Package)



Aurora 2009 OB



Aurora 1915 OB



Aurora 2010 I/O
(shown with optional
swim platform)



Sea Star 2010 I/O
(also available as OB)



Aurora 2010 OB



Sea Star 2000 I/O



Aurora 2000 I/O
(shown with optional
swim platform)



Sea Star 2000 OB



Aurora 2000 OB



Sea Star 1915 OB

>> features & options
 STARCRAFT 2006 > DECK BOAT

Key Selling Features

	Calais 2080 I/O	Calais 2080 OB	Calais 2110 I/O	Aurora 2415 I/O	Aurora 2410 I/O	Aurora 2410 OB	Aurora 2210 I/O	Aurora 2210 OB	Aurora 2015 I/O	Aurora 2015 OB	Aurora 2010 I/O	Aurora 2010 OB	Aurora 2009 OB	Aurora 2000 I/O	Aurora 2100 OB	Aurora 1915 OB	Sea Star 2000 I/O	Sea Star 2000 OB	Sea Star 2010 I/O	Sea Star 2010 OB	Sea Star 1915 OB	
Wide Reverse Chine Vee Hull	\$	\$	\$	\$	\$	\$	\$	\$	\$	\$	\$	\$	\$	\$	\$	\$	\$	\$	\$	\$	\$	\$
Spacious Plush Cockpit	\$	\$	\$	\$	\$	\$	\$	\$	\$	\$	\$	\$	\$	\$	\$	\$	\$	\$	\$	\$	\$	\$
Ample Storage	\$	\$	\$	\$	\$	\$	\$	\$	\$	\$	\$	\$	\$	\$	\$	\$	\$	\$	\$	\$	\$	\$
Fender Storage at Transom	*	*	*	*	*	\$	\$	\$	\$	\$	\$	\$	\$	\$	\$	\$	\$	\$	\$	\$	\$	\$

Hull Construction

5 Year Warranty	\$	\$	\$	\$	\$	\$	\$	\$	\$	\$	\$	\$	\$	\$	\$	\$	\$	\$	\$	\$	\$	\$
24-Ounce Woven Roving Fiberglass w/6-inch Overlap	\$	\$	\$	\$	\$	\$	\$	\$	\$	\$	\$	\$	\$	\$	\$	\$	\$	\$	\$	\$	\$	\$
Reverse Chine Hull	\$	\$	\$	\$	\$	\$	\$	\$	\$	\$	\$	\$	\$	\$	\$	\$	\$	\$	\$	\$	\$	\$
Integrated Interlocking Stringer System	\$	\$	\$	\$	\$	\$	\$	\$	\$	\$	\$	\$	\$	\$	\$	\$	\$	\$	\$	\$	\$	\$
Injected Foam Construction	\$	\$	\$	\$	\$	\$	\$	\$	\$	\$	\$	\$	\$	\$	\$	\$	\$	\$	\$	\$	\$	\$
Full Fiberglass Innerliner	\$	\$	\$	\$	\$	\$	\$	\$	\$	\$	\$	\$	\$	\$	\$	\$	\$	\$	\$	\$	\$	\$
Transom Boarding Ladder	*	*	*	*	*	*	*	*	\$	\$	\$	\$	\$	\$	\$	\$	\$	\$	\$	\$	\$	\$
Extended Swim Platform w/Boarding Ladder	\$	\$	\$	\$	\$	\$	\$	\$	\$	\$	\$	\$	\$	\$	\$	\$	\$	\$	\$	\$	\$	\$
Bow Platform w/Boarding Ladder	\$	\$	\$	\$	\$	\$	\$	\$	\$	\$	\$	\$	\$	\$	\$	\$	\$	\$	\$	\$	\$	\$
Stainless Steel Bow and Stern Eyes	\$	\$	\$	\$	\$	\$	\$	\$	\$	\$	\$	\$	\$	\$	\$	\$	\$	\$	\$	\$	\$	\$
Ski Tow Ring	\$	\$	\$	\$	\$	\$	\$	\$	\$	\$	\$	\$	\$	\$	\$	\$	\$	\$	\$	\$	\$	\$
Marine Grade UV Stable Upholstery Vinyl	\$	\$	\$	\$	\$	\$	\$	\$	\$	\$	\$	\$	\$	\$	\$	\$	\$	\$	\$	\$	\$	\$
Stainless Steel Rub Rail	\$	\$	\$	\$	\$	\$	\$	\$	\$	\$	\$	\$	\$	\$	\$	\$	\$	\$	\$	\$	\$	\$
Meets or Exceeds USCG Requirements	\$	\$	\$	\$	\$	\$	\$	\$	\$	\$	\$	\$	\$	\$	\$	\$	\$	\$	\$	\$	\$	\$
NMMA Certified	\$	\$	\$	\$	\$	\$	\$	\$	\$	\$	\$	\$	\$	\$	\$	\$	\$	\$	\$	\$	\$	\$

Cockpit

Battery Tray	\$	\$	\$	\$	\$	\$	\$	\$	\$	\$	\$	\$	\$	\$	\$	\$	\$	\$	\$	\$	\$	\$	
750 GPH Easy-Service Cartridge Automatic Bilge Pump	\$	\$	\$	\$	\$	\$	\$	\$	\$	\$	\$	\$	\$	\$	\$	\$	\$	\$	\$	\$	\$	\$	
145 CFM Engine Compartment Ventilation Blower	\$	\$	\$	\$	\$	*	\$	*	\$	*	\$	*	\$	*	\$	*	\$	*	\$	*	\$	*	
Bucket Helm Seat on Adjustable Slider	\$	\$	\$	\$	\$	\$	\$	\$	\$	\$	\$	\$	\$	\$	\$	\$	\$	\$	\$	\$	\$	\$	
Stern Bench Seat w/Storage Underneath	\$	\$	\$	\$	\$	\$	\$	\$	\$	\$	\$	\$	\$	\$	\$	\$	\$	\$	\$	\$	\$	\$	
Transom Walk-Thru Door	\$	\$	\$	\$	\$	\$	\$	\$	\$	\$	\$	\$	\$	\$	\$	\$	\$	\$	\$	\$	\$	\$	
Removable Fishing Seat	*	\$	*	\$	\$	\$	\$	\$	*	\$	\$	\$	\$	\$	\$	\$	\$	\$	\$	\$	\$	\$	
4 Mooring Cleats	\$	\$	\$	\$	\$	\$	\$	\$	\$	\$	\$	\$	\$	\$	\$	\$	\$	\$	\$	\$	\$	\$	
2 Pull-Out Cleats at Midship	\$	\$	\$	\$	\$	\$	\$	\$	\$	\$	\$	\$	\$	\$	\$	\$	\$	\$	\$	\$	\$	\$	
8 Beverage Holders	\$	\$	\$	\$	\$	\$	\$	\$	\$	\$	\$	\$	\$	\$	\$	\$	\$	\$	\$	\$	\$	\$	
Cushioned Bow Seating Area w/Storage Underneath	\$	\$	\$	\$	\$	\$	\$	\$	\$	\$	\$	\$	\$	\$	\$	\$	\$	\$	\$	\$	\$	\$	
Bow Seating Cushions	\$	\$	\$	\$	\$	\$	\$	\$	\$	\$	\$	\$	\$	\$	\$	\$	\$	\$	\$	\$	\$	\$	
In-Floor Storage	\$	\$	\$	\$	\$	\$	\$	\$	\$	\$	\$	\$	\$	\$	\$	\$	\$	\$	\$	\$	\$	\$	
Removable Table with Screw-In Base	\$	\$	\$	\$	\$	\$	\$	\$	\$	\$	\$	\$	\$	\$	\$	\$	\$	\$	\$	\$	\$	\$	
Composite Storage Doors and Lids	\$	\$	\$	\$	\$	\$	\$	\$	\$	\$	\$	\$	\$	\$	\$	\$	\$	\$	\$	\$	\$	\$	
Fiberglass Aerated Baitwell	*	\$	*	\$	\$	\$	\$	\$	*	\$	\$	\$	\$	\$	\$	\$	\$	\$	\$	\$	\$	\$	
Lighted Changing Room with Porta-Potti® and Locking Door	*	*	*	\$	\$	\$	\$	\$	\$	*	*	\$	*	*	*	*	*	*	*	*	*	\$	
Changing Room Curtain with Porta-Potti®	\$	\$	\$	*	*	*	*	*	*	*	*	*	\$	\$	\$	\$	\$	\$	\$	\$	\$	\$	
750 GPH Easy-Service Cartridge Livewell Inlet Pump	*	\$	*	\$	\$	\$	\$	\$	*	*	\$	\$	\$	\$	\$	\$	\$	\$	\$	\$	\$	\$	
Fresh Water Shower on Stern Swim Platform	\$	\$	\$	\$	\$	\$	\$	\$	\$	\$	\$	\$	\$	\$	\$	\$	\$	\$	\$	\$	\$	\$	
15-Gallon Pressurized Fresh Water System	\$	\$	\$	\$	\$	\$	\$	\$	\$	\$	\$	\$	\$	\$	\$	\$	\$	\$	\$	\$	\$	\$	
Refreshment Center with Sink and Faucet	*	*	*	\$	\$	\$	\$	\$	\$	\$	\$	\$	\$	\$	\$	\$	\$	\$	\$	\$	\$	\$	
Color-Coordinated Bimini Top and Storage Boot	\$	\$	\$	\$	\$	\$	\$	\$	\$	\$	\$	\$	\$	\$	\$	\$	\$	\$	\$	\$	\$	\$	
Removable 48-Quart Cooler	\$	\$	*	\$	*	*	*	*	*	*	*	*	*	*	*	*	*	*	*	*	*	*	*
Removable 36-Quart Cooler	*	*	*	\$	\$	\$	\$	\$	*	\$	\$	\$	\$	\$	\$	\$	\$	\$	\$	\$	\$	\$	
Removable 25-Quart Cooler	*	*	\$	*	*	*	*	*	\$	\$	*	*	\$	*	*	*	*	*	*	*	*	*	
Rod Storage	*	\$	*	\$	\$	\$	\$	\$	*	*	\$	\$	\$	\$	\$	\$	\$	\$	\$	\$	\$	\$	
Removable Snap-In Carpet	\$	\$	\$	\$	\$	\$	\$	\$	\$	\$	\$	\$	\$	\$	\$	\$	\$	\$	\$	\$	\$	\$	
Fire Extinguisher	\$	\$	\$	\$	\$	\$	\$	\$	*	*	*	*	*	*	*	*	*	*	*	*	*	*	

Consoles, Switches, Gauges and Lights

Starboard Console with Aerodynamic Windscreen	\$	\$	*	\$	*	*	*	\$	\$	*	*	\$	\$	\$	\$	\$	\$	\$	*	*	\$	\$
Dual Consoles with Walk-Thru Tempered Glass Windshield	*	*	\$	*	\$	\$	\$	*	*	\$	\$	*	*	*	*	*	*	*	\$	\$	\$	*
Tachometer	\$	\$	\$	\$	\$	\$	\$	\$	\$	\$	\$	\$	\$	\$	\$	\$	\$	\$	\$	\$	\$	\$
Speedometer	\$	\$	\$	\$	\$	\$	\$	\$	\$	\$	\$	\$	\$	\$	\$	\$	\$	\$	\$	\$	\$	\$
Fuel	\$	\$	\$	\$	\$	\$	\$	\$	\$	\$	\$	\$	\$	\$	\$	\$	\$	\$	\$	\$	\$	\$
Volt Meter	\$	\$	\$	\$	\$	\$	\$	\$	\$	\$	\$	\$	\$	\$	\$	\$	\$	\$	\$	\$	\$	\$
Temperature	\$	*	\$	\$	*	\$	*	\$	*	\$	*	*	\$	*	*	\$	*	*	\$	*	*	*
Oil Pressure	\$	*	\$	\$	\$	*	\$	*	\$	*	*	\$	*	*	\$	*	*	\$	*	*	*	*
Trim	\$	*	\$	\$	\$	*	\$	*	\$	*	*	\$	*	*	\$	*	*	\$	*	*	*	*
Lanyard Safety Switch	\$	\$	\$	\$	\$	\$	\$	\$	\$	\$	\$	\$	\$	\$	\$	\$	\$	\$	\$	\$	\$	\$
Lowrance® GPS	\$	\$	\$	*	*	*	*	*	*	*	*	*	*	*	*	*	*	*	*	*	*	*

>> features & options

STARCRAFT 2006 >DECK BOAT

	Calais 2080 I/O	Calais 2080 OB	Calais 2110 I/O	Aurora 2415 I/O	Aurora 2410 I/O	Aurora 2410 OB	Aurora 2210 I/O	Aurora 2210 OB	Aurora 2015 I/O	Aurora 2015 OB	Aurora 2010 I/O	Aurora 2010 OB	Aurora 2009 OB	Aurora 2000 I/O	Aurora 2000 OB	Aurora 1915 OB	Sea Star 2000 I/O	Sea Star 2000 OB	Sea Star 2010 I/O	Sea Star 2010 OB	Sea Star 1915 OB	
AM/FM Stereo with CD Player	S	S	S	S	S	S	S	S	S	S	S	S	S	S	S	S	S	S	S	S	S	S
Disc Changer	S	S	S	S	S	S	S	S	S	S	O	O	S	O	O	O	S	S	S	S	S	S
Remote Touch Pad Control for Stereo	S	S	S	S	S	S	S	S	S	S	O	O	S	O	O	O	S	S	S	S	S	S
Marine Grade Speakers	S	S	S	S	S	S	S	S	S	S	S	S	S	S	S	S	S	S	S	S	S	S
Horn	S	S	S	S	S	S	S	S	S	S	S	S	S	S	S	S	S	S	S	S	S	S
Power Point	S	S	S	S	S	S	S	S	S	S	S	S	S	S	S	S	S	S	S	S	S	S
5 Deluxe Switches	S	S	S	S	S	S	S	S	S	S	S	S	S	S	S	S	S	S	S	S	S	S
5 Circuit Breakers	S	S	S	S	S	S	S	S	S	S	S	S	S	S	S	S	S	S	S	S	S	S
No Feedback Rack and Pinion Tilt Steering	S	S	S	S	S	S	S	S	S	S	S	S	S	S	S	S	S	S	S	S	S	S
Rack and Pinion Tilt Steering	S	S	S	S	S	S	S	S	S	S	S	S	S	S	S	S	S	S	S	S	S	S
Tilt Hydraulic Steering	S	S	S	S	S	S	S	S	S	S	S	S	S	S	S	S	S	S	S	S	S	S
Courtesy Lights	S	S	S	S	S	S	S	S	S	S	S	S	S	S	S	S	S	S	S	S	S	S
In-Dash Depth Finder	S	S	S	S	S	S	S	S	S	S	S	S	S	S	S	S	S	S	S	S	S	S
Docking Lights	S	S	S	S	S	S	S	S	S	S	S	S	S	S	S	S	S	S	S	S	S	S
Navigation Lights	S	S	S	S	S	S	S	S	S	S	S	S	S	S	S	S	S	S	S	S	S	S
Flip-Up Glove Compartment	S	S	S	S	S	S	S	S	S	S	S	S	S	S	S	S	S	S	S	S	S	S

Options	Calais 2080 I/O	Calais 2080 OB	Calais 2110 I/O	Aurora 2415 I/O	Aurora 2410 I/O	Aurora 2410 OB	Aurora 2210 I/O	Aurora 2210 OB	Aurora 2015 I/O	Aurora 2015 OB	Aurora 2010 I/O	Aurora 2010 OB	Aurora 2009 OB	Aurora 2000 I/O	Aurora 2000 OB	Aurora 1915 OB	Sea Star 2000 I/O	Sea Star 2000 OB	Sea Star 2010 I/O	Sea Star 2010 OB	Sea Star 1915 OB	
Cockpit Cover, Factory Installed	O	O	O	O	O	O	O	O	O	O	O	O	O	O	O	O	O	O	O	O	O	O
Cockpit and Bow Covers, Factory Installed	O	O	O	S	O	O	O	O	S	S	O	O	S	S	S	S	S	S	S	O	O	S
Factory Installed Enclosure Convenience Package	O	O	O	S	O	O	O	O	S	S	O	O	S	S	S	S	S	S	S	O	O	S
Bow Filler Cushions	O	O	O	O	O	O	O	O	O	O	O	O	O	O	O	O	O	O	O	O	O	O
Fish Package	S	O	S	S	O	O	O	O	S	S	O	O	S	O	O	S	O	O	O	O	O	S
Mooring Cover	O	O	O	O	O	O	O	O	O	O	O	O	O	O	O	O	O	O	O	O	O	O
Silent Choice Exhaust, Factory Installed	O	S	O	O	O	S	O	S	O	S	O	S	O	S	O	S	S	S	S	S	S	S
Color-Coordinated Dual Bimini Top	O	O	O	O	O	O	O	O	O	O	O	O	O	O	O	O	O	O	O	O	O	O
Wake Tower	O	O	O	O	O	O	O	O	O	O	O	O	O	O	O	O	O	O	O	O	O	O
Satellite Stereo	O	O	O	O	O	O	O	O	O	O	O	O	O	O	O	O	O	O	O	O	O	O
10 Disc CD Changer	S	S	S	S	S	S	S	S	S	S	S	O	O	S	O	O	S	S	S	S	S	S
Shower on Bow Platform (requires fresh water system)	S	S	S	O	O	O	O	O	O	O	O	O	O	O	O	O	S	S	S	S	S	S
Hour Meter	S	S	S	O	O	O	O	O	O	O	O	O	O	O	O	O	S	S	S	S	S	S
Dual Battery Switch	S	S	S	O	O	O	O	O	O	O	O	O	O	O	O	O	S	S	S	S	S	S

Trailer Options	Calais 2080 I/O	Calais 2080 OB	Calais 2110 I/O	Aurora 2415 I/O	Aurora 2410 I/O	Aurora 2410 OB	Aurora 2210 I/O	Aurora 2210 OB	Aurora 2015 I/O	Aurora 2015 OB	Aurora 2010 I/O	Aurora 2010 OB	Aurora 2009 OB	Aurora 2000 I/O	Aurora 2000 OB	Aurora 1915 OB	Sea Star 2000 I/O	Sea Star 2000 OB	Sea Star 2010 I/O	Sea Star 2010 OB	Sea Star 1915 OB	
Color Matched Custom Welded Trailer w/Swing Tongue	O	O	O	O	O	O	O	O	O	O	O	O	O	O	O	O	S	S	S	S	S	S
Silver Custom Welded	S	S	S	S	S	S	S	S	S	S	S	S	S	S	S	S	S	S	S	S	S	S
Disc Brake	O	O	O	O	O	O	O	O	O	O	O	O	O	O	O	O	O	O	O	O	O	O
Outboard Motor Support	S	O	S	S	O	O	S	O	S	O	S	O	S	O	O	O	S	S	S	S	S	S
Roller Option (bolt together only)	S	S	S	S	S	S	S	S	S	S	O	O	S	O	O	O	S	S	S	S	S	S
Illusion Custom Welded (20" Tires)	O	O	O	O	O	O	O	O	O	O	O	O	O	O	O	O	O	O	O	O	O	O
Aluminum Trailer	O	O	O	S	S	O	S	O	S	O	S	O	S	O	O	O	O	O	O	O	O	O

S = Standard O = Option * = Not available on this model

>> specifications

STARCRAFT 2006 >DECK BOAT

	Calais 2080 I/O	Calais 2080 OB	Calais 2110 I/O	Aurora 2415 I/O	Aurora 2410 I/O	Aurora 2410 OB	Aurora 2210 I/O	Aurora 2210 OB	Aurora 2015 I/O	Aurora 2015 OB	Aurora 2010 I/O	Aurora 2010 OB	Aurora 2009 OB	Aurora 2000 I/O	Aurora 2000 OB	Aurora 1915 OB	Sea Star 2000 I/O	Sea Star 2000 OB	Sea Star 2010 I/O	Sea Star 2010 OB	Sea Star 1915 OB
Max HP	320	200	320	300	425	250	425	250	320	225	260	200	225	260	200	200	135	115	135	115	115
Fuel Capacity (gallons)	51	51	51	51	51	75	51	51	51	51	51	51	51	51	51	51	51	51	51	51	51
Length	21'	21'	22'8"	24'1"	24'7"	24'1"	21'7"	21'6"	20'4"	20'4"	20'4"	20'4"	20'4"	20'4"	20'4"	19'	20'4"	20'4"	20'4"	20'4"	19'
Beam	102"	102"	102"	102"	102"	102"	102"	102"	102"	102"	102"	102"	102"	102"	102"	102"	102"	102"	102"	102"	102"
Weight (boat only) (lbs.)	2410	2410	2550	3075	3175	3075	2945	2840	2380	2365	2325	2365	2405	2325	2315	2250	2325	2315	2325	2315	2250
Capacity (persons/lbs.)	10/1400	10/1400	12/1725	13/1850	13/1850	13/1850	13/1850	12/1725	12/1700	12/1700	12/1700	12/1700	12/1700	12/1700	12/1700	10/1400	12/1700	12/1700	12/1700	12/1700	10/1400
Capacity (lbs.)	2250	2250	1890	1900	1900	2800	1900	2500	1890	2485	1890	2485	2485	1890	2485	2250	1890	2485	1890	2485	2250
Inside Depth	30"	30"	33"	32"	32"	32"	32"	32"	30"	30"	30"	30"	30"	30"	30"	30"	30"	30"	30"	30"	30"
Transom Width	94"	94"	94"	94"	94"	94"	94"	94"	94"	94"	94"	94"	94"	94"	94"	94"	94"	94"	94"	94"	94"
Chine Width (at transom)	87"	87"	88"	90"	90"	90"	90"	90"	86"	86"	86"	86"	86"	86"	86"	87"	86"	86"	86"	86"	87"
Transom Height (for engine)	N/A	20"	N/A	N/A	N/A	25"	N/A	25"	N/A	25"	N/A	20"	25"	N/A	20"	20"	N/A	20"	N/A	20"	20"
Boat Motor and Trailer Length	25'11"	25'11"	25'11"	29'10"	29'10"	30'7"	29'4"	26'2"	25'11"	25'11"	25'11"	25'11"	25'11"	25'11"	25'11"	25'11"	25'11"	25'11"	25'11"	25'11"	25'11"
Towing Weight (w/standard power)	3990	3535	4050	6335	6375	5625	6125	5350	5070	4635	4860	4670	4650	4860	4450	4350	3335	3070	3335	3070	3005
Deadrise (deg. at transom)	12	12	12	17	17	17	17	17	13	13	13	13	13	12	12	13	13	13	13	13	13

STARCRAFT


Nexstar 1900 I/O

Can you say "yowzza"? Starcraft's Nexstar 1900 elicited that response from our testers due to the rigging of a 220-horse package (a MerCruiser 4.3 MPI MAG) on a light runabout.

We especially like the red anodized trim throughout the 1900, including around the cup holders with the cork bottoms — it's a very simple, yet very smart way to minimize rattling. The cup holders aren't the only things anodized, either. They've put red anodized trim around the cleats, on the steering wheel and along the grab handles on the swim platform.

While the Nexstar we tested was a prototype of the 1900, what Starcraft has come up with is a fast, nimble, fun-to-drive boat that's well executed. Lots of well-thought-out touches went into the 1900. There's plenty of storage in the floor, the helm gauges are well located for this style boat (i.e., they can be read without craning your neck), and toggle switches fall easily to hand. The helm and passenger seats are buckets with bolsters for standing. Starcraft uses a generous amount of padding throughout the boat, and there's a non-skid surface on the walkthrough that leads from the swim platform over the rear lounge.

Other niceties include a diamond plate floor in the engine compartment, remote stereo control on the swim platform and the Silent Choice exhaust. It's an option on this boat, and you normally see it on bigger models, but the rumble made us feel like we were in a bigger boat. It's less expensive than buying another two feet. — G.J.



AT A GLANCE:

Our test version of the 1900 might look and sound like a bigger model with maxed-out power, but it's sized to trailer with small trucks and to stow in tight garages.

NOTABLE FEATURES:

- Wide-track hull with reverse chine keeps the boat hooked up in turns, without spray
- All-fiberglass construction with foam injected into cavities helps the boat feel strong
- Storage is ample for a 19-foot bowrider
- The 50-gallon gas tank will make for uninterrupted boating during long runs on big lakes
- Dihedral running surface allows air to be inducted, which lifts the boat off the water
- Colorful trim on the hardware gives it a performance-boat feel



NEXSTAR 2010 I/O

Starcraft has been in the biz for more than 100 years with an early history in aluminum boats. It later branched into fiberglass boats and, after changing hands with several parent owners, it was bought back by a member of the family that had originally started the company in the early 1900s.

Since being brought back into the family, the company has refocused its efforts on its core business of small and mid-size runabouts, deckboats, pontoons and fishing boats. The Nexstar 2010 is a good example of how Starcraft has worked to up the ante.

With a length of 19 feet, 2 inches, the 2010 is a small bowrider, but the option of dropping a 300 hp 350 MAG MPI MerCruiser in the engine compartment promises that there will be nothing small about this craft's performance.

Comfort is dialed high as well with an integrated chaise lounge that wraps around the stern and port side — and the large cushioned sunpad will be appreciated by those wanting to stretch out. Swimmers and watersports enthusiasts alike will enjoy the standard extended swim platform with boarding ladder. Notable options include a wake tower, Silent Choice Exhaust and satellite stereo.

By Go Boating Test Team



>> nexstar 2312 I/O

STARCRRAFT 2004 • RUNABOUT



PLENTY OF ROOM TO MAKE IT A WEEKEND.

You're looking at the remarkable 2312 I/O with a luxurious cuddy cabin that's perfect for weekend getaways. Its exclusive Wide Track reverse chine hull gives you a comfortable ride — even in choppy water. And you can count on having plenty of storage space as well as a large, 75 gallon fuel tank. Exciting options to help customize your boat include a satellite stereo, a 6-disc CD changer, snap-in carpet and a Silent Choice exhaust system.



- a **DRIVER'S CONSOLE** The sporty, deluxe console features a silver metallic dash and no-feedback rack and pinion steering with custom tilt wheel.
- b **HELM CHAIR** The plush bucket helm and companion seats are on sliders with a flip-up bolster.
- c **CABIN** The cushioned V-berth seats four people and includes under-berth storage. You'll also appreciate the two reading lamps, a Porta-Potti® and a cedar closet.
- d **SEATING** The contoured wraparound stern bench seat gives you plenty of space, with roomy storage located underneath the cushions.
- e **SWIM PLATFORM** An extended swim platform comes standard and features an integrated boarding ladder.

Color

- Charatto Red Metallic
- Sonora Gold Metallic
- Titanium Silver Metallic
- Sapphire Black Metallic
- Mystic Blue Metallic

MERCURY
#1 On The Water



2312 VO



STARCRAFT 2006

>NEXSTAR SPECIFICATIONS

	2312 VO
Max HP	320
Fuel Capacity (gallons)	75
Length	23' 4"
Beam	102"
Weight (boat only) (lbs.)	3920
Capacity (persons/lbs.)	10/1800
Capacity (lbs.)	2300
Inside Depth	32"
Transom Width	94"
Chine Width	85"
Transom Height	N/A
Package Length	27' 5"
Towing Weight	7010
Deadrise (degree at transom)	21



BE PREPARED FOR SOME VERY SMOOTH MOVES.

The 2100, 2010 and 1900 series runabouts owe their incredible performance to the exclusive Wide Track reverse chine hull. Combine that with a maximum of 300 horsepower, and you have true head-turning performance. You'll also enjoy a wide range of top-of-the-line features, including a 45 gallon fuel tank, plush seating and a fully padded cockpit. You can choose to liven things up even further with options like a wake tower, an extended swim platform, Silent Choice exhaust and a stereo with remote touchpad at the stern swim platform.



- a **BOW SEATING** The bow features plush, roomy wraparound seating.
- b **SWIM PLATFORM** An integrated swim platform with boarding ladder gives you easy access at the stern.
- c **IN-FLOOR LOCKER** A huge, in-floor storage locker with at least 10 cubic ft. of space houses skis, boards, etc.
- d **GLOVE BOX WITH COOLER** In the port console, you'll find a glove box and a large storage locker.
- d **REAR VENT** A rear vent is integrated into the boat's distinctive styling.

Color

- Sapphire Blue
- Bright Red
- Cappuccino
- Teal
- Canary Yellow
- Black
- Camary

Optional upgrade colors also available. See automotive metallic colors listed on page 41.

MERCURY
*1 On The Water

2100 I/O



2010 I/O



1900 I/O
(shown with optional swim platform)



STARCRRAFT 2006

>NEXSTAR SPECIFICATIONS

	2100 I/O	2010 I/O	1900 I/O
Max HP	320	300	300
Fuel Capacity (gallons)	45	45	45
Length	21' 2"	19' 2"	19' 2"
Beam	102"	102"	102"
Weight (boat only) (lbs.)	2300	2100	2100
Capacity (persons/lbs.)	12/1475	10/1400	10/1400
Capacity (lbs.)	1900	1500	1500
Inside Depth	32"	32"	32"
Transom Width	99"	99"	99"
Cline Width	76"	76"	76"
Transom Height	N/A	N/A	N/A
Package Length	25' 2"	23' 2"	23' 2"
Towing Weight	3728	3548	3548
Deadrise (degree at transom)	17	17	17

>> c-star 1700 I/O

STARCRAFT 2006 • RUNABOUT



THE TWO SIDES OF A GREAT RUNABOUT.

When it comes to versatility, nobody comes close to Starcraft. The value-packed C-Star lineup of runabouts gives you a wide selection, including I/O, OB and Fish & Ski models. So you can enjoy all your favorite activities in a sporty, quick-planing boat with superb agility.



- a **FISH & SKI BOW CASTING DECK** An insert easily converts the bow area into a casting deck with fishing seat.
- b **DRIVER'S CONSOLE** The custom molded silver metallic dash features domed gauges with a full instrumentation panel and AM/FM stereo/CD player.
- c **BOW SEATING** Removable bow cushions create a comfortable seating area with storage located underneath.
- d **ICE BOX COOLER** In the stern, you have the convenience of a built-in ice chest to keep beverages cold all day long.

Color

- Sapphire Blue
- Bright Red
- Cappuccino
- Teal
- Canary Yellow
- Black
- Canary

Optional upgrade colors also available. See automotive metallic colors listed on page 41.

MERCURY
1 On The Water

1700 I/O



1700 I/O F&S



1700 I/O SPORT



1700 OB



1700 OB F&S



STARCRAFT 2006

>C-STAR

SPECIFICATIONS

	1700 I/O	1700 I/O F&S	1700 OB	1700 OB F&S	1700 I/O SPORT
Max HP	220	220	130	130	220
Fuel Capacity (gallons)	23	23	23	23	23
Length	16' 10"	16' 10"	16' 10"	16' 10"	16' 10"
Beam	90"	90"	90"	90"	90"
Weight (boat only) (lbs.)	1550	1550	1520	1520	1520
Capacity (persons/lbs.)	8/1100	8/1100	8/1075	8/1075	8/1100
Capacity (lbs.)	1200	1200	1725	1725	1200
Inside Depth	33"	33"	33"	33"	33"
Transom Width	76"	76"	79"	79"	76"
Chine Width	76"	76"	76"	76"	76"
Transom Height	N/A	N/A	20"	20"	N/A
Package Length	20' 3"	20' 3"	20' 3"	20' 3"	20' 3"
Towing Weight	3355	3355	2950	2950	2625
Deadrise (degree at transom)	15	15	15	15	15

>> c-star 1800 I/O

STARCRRAFT 2006 • RUNABOUT



MEET THE BEST VALUE ON THE WATER.

You can count on Starcraft to bring you a great selection of value-packed fun boats with quick planing, sporty handling and remarkable agility. The C-Star series puts great times well within reach, with outstanding features packages. Highlights include dual consoles with walk-thru windshields, deluxe bucket seats and an AM/FM stereo/CD player with marine grade speakers.



- a 1800 DRIVER'S CONSOLE The sporty console features a silver metallic dash and rack and pinion steering with custom wheel.
- b 1800 BOW The walk-in bow has a cushioned seating area, with storage located underneath and removable cushions.
- c 1800 SKI STORAGE COMPARTMENTS You'll have plenty of room for skis, boards and the rest of your gear in the storage compartments with composite doors and lids.
- d 1600 GLOVE BOX The port console houses a glove box to keep your keys, wallet and other essentials dry.
- e 1600 STORAGE Convenient stern storage compartments are located both port and starboard.

Color

- Sapphire Blue
- Bright Red
- Cappuccino
- Teal
- Canary Yellow
- Black
- Camary

Optional upgrade colors also available. See automotive metallic colors listed on page 41.



1800 I/O



1600 OB



STARCRAFT 2006

>C-STAR SPECIFICATIONS

	1800 I/O	1600 OB
Max HP	220	90
Fuel Capacity (gallons)	30	23
Length	18' 1"	15' 6"
Beam	92"	78"
Weight (boat only) (lbs.)	1725	1420
Capacity (persons/lbs.)	8/1200	6/900
Capacity (lbs.)	1450	900
Inside Depth	33"	33"
Transom Width	82"	76"
Chine Width	78"	76"
Transom Height	N/A	20"
Package Length	22' 3"	20' 3"
Towing Weight	3355	2825
Deadrise (degree at transom)	14	15

MERCURY
"1 On The Water"

THE STARCRAFT 2006 RUNABOUT LINEUP.



Nexstar 2312 I/O



Nexstar 1900 I/O
(shown with optional
swim platform)



Nexstar 2100 I/O



C-Star 1800 I/O



Nexstar 2010 I/O



C-Star 1700 I/O



C-Star 1700 VO F&S



C-Star 1700 OB



C-Star 1700 VO SPORT



C-Star 1700 OB F&S



C-Star 1600 OB

>> features & options

STARCRAFT 2006

>RUNABOUT

	C-Star 1600 OB	C-Star 1700 VO	C-Star 1700 OB	C-Star 1700 VO F&S	C-Star 1700 OB F&S	C-Star 1700 VO Sport	C-Star 1800 VO	Neostar 1900 VO	Neostar 2010 VO	Neostar 2100 VO	Neostar 2312 VO
Hull Construction											
Five Year Hull Warranty	\$	\$	\$	\$	\$	\$	\$	\$	\$	\$	\$
Meets or Exceeds USCG Requirements	\$	\$	\$	\$	\$	\$	\$	\$	\$	\$	\$
NMMA Certified	\$	\$	\$	\$	\$	\$	\$	\$	\$	\$	\$
High Elongated Polyester Gel Coat	\$	\$	\$	\$	\$	\$	\$	\$	\$	\$	\$
Multi-Axial E-Glass for Strength	\$	\$	\$	\$	\$	\$	\$	\$	\$	\$	\$
Integrated Stringer System	\$	\$	\$	\$	\$	\$	\$	\$	\$	\$	\$
Injected Foam Construction	\$	\$	\$	\$	\$	\$	\$	\$	\$	\$	\$
Reverse Chine Hull	\$	\$	\$	\$	\$	\$	\$	\$	\$	\$	\$
Full Fiberglass Innerliner	*	*	*	*	*	\$	\$	\$	\$	\$	\$
Chrome Thru Hull Fittings	\$	\$	\$	\$	\$	\$	\$	\$	\$	\$	\$
Ski Tow Ring/Bar	O	\$	O	\$	\$	\$	\$	\$	\$	\$	\$
Silent Choice Thru Hull Exhaust	*	*	*	*	*	*	O	O	O	O	O
Integrated Swim Platform with Ladder	\$	\$	\$	\$	\$	\$	\$	\$	\$	\$	\$
Extended Swim Platform	*	O	*	O	*	\$	O	O	\$	O	\$
Built-In Fuel Tank (gallons)	(23)	(23)	(23)	(23)	(23)	(23)	(30)	(50)	(50)	(50)	(75)
Fish Package — Humminbird® Package, Lowrance® Package	*	*	*	O	O	*	*	*	*	*	*
Fisherman's Upgrade — Baitwell, Rod Holders, Casting Deck	*	*	*	\$	\$	*	*	*	*	*	*
Cockpit											
Bucket Helm Seat with (1) Slider	\$	\$	\$	\$	\$	\$	*	*	*	*	*
Bucket Helm Seat w/Slider & Flip-Up Bolster	*	*	*	*	*	*	*	\$	\$	\$	*
Double Wide Helm Seat w/Flip-Up Bolster	*	*	*	*	*	*	*	*	*	*	\$
Contoured Stern Bench Seat	\$	\$	\$	\$	\$	\$	\$	\$	\$	\$	*
Cushioned Bow Seating Area	\$	\$	\$	\$	\$	\$	\$	\$	\$	\$	*
Cockpit Courtesy Lighting	\$	\$	\$	\$	\$	\$	\$	\$	\$	\$	\$
Snap-In Cockpit Carpet	*	*	*	*	*	*	O	O	O	O	O
Dash & Console											
Tilt Steering	O	O	O	O	O	O	\$	\$	\$	\$	\$
Fuel Gauge	\$	\$	\$	\$	\$	\$	\$	\$	\$	\$	\$
Speedometer	\$	\$	\$	\$	\$	\$	\$	\$	\$	\$	\$
Tachometer	\$	\$	\$	\$	\$	\$	\$	\$	\$	\$	\$
Voltmeter	\$	\$	\$	\$	\$	\$	\$	\$	\$	\$	\$
Oil Gauges	*	*	*	*	*	*	*	\$	\$	\$	\$
Temperature Gauges	*	\$	*	\$	*	*	\$	\$	\$	\$	\$
Trim Gauge	*	\$	*	\$	*	\$	\$	\$	\$	\$	\$
AM/FM Stereo with CD Player	\$	\$	\$	\$	\$	\$	\$	\$	\$	\$	\$
Stereo Touchpad Remote at Stern Swim Platform	*	*	*	*	*	*	*	\$	\$	\$	\$
Marine Grade Speakers (qty.)	(2)	(2)	(2)	(2)	(2)	(2)	(2)	(4)	(4)	(4)	(4)
In-Dash Depth Finder	O	O	O	O	O	O	O	\$	\$	\$	\$
Compass	*	*	*	*	*	*	*	*	*	*	\$
Porta-Pott®	*	*	*	*	*	*	*	*	*	*	\$
Plumbing											
Refreshment Center with Faucet/Sink	*	*	*	*	*	*	*	*	*	*	\$
15 Gallon Pressurized Fresh Water System and Transom Shower	*	*	*	*	*	*	*	O	O	O	\$
Electrical											
Navigation Lights	\$	\$	\$	\$	\$	\$	\$	\$	\$	\$	\$
Circuit Breakers	\$	\$	\$	\$	\$	\$	\$	\$	\$	\$	\$
Power Point	*	*	*	*	*	*	\$	\$	\$	\$	\$

» features & options

STARCRAFT 2006
>RUNABOUT

	C-Star 1600 OB	C-Star 1700 I/O	C-Star 1700 OB	C-Star 1700 I/O F&S	C-Star 1700 OB F&S	C-Star 1700 I/O Sport	C-Star 1800 I/O	Nexstar 1900 I/O	Nexstar 2010 I/O	Nexstar 2100 I/O	Nexstar 2312 I/O
V.Berth											
Seating for 4 People; Converts to 6'+ Bed	•	•	•	•	•	•	•	•	•	•	•
Large Translucent Hatch with Screen	•	•	•	•	•	•	•	•	•	•	•
Mechanical											
Rack & Pinion Steering	S	S	S	S	S	S	S	S	S	S	S
Tilt Hydraulic Steering	O	•	O	•	O	•	•	•	•	•	•
Canvas											
Bimini Top and Boot	O	O	O	O	O	O	O	S	S	S	S
Mooring Cover	O	O	O	O	O	O	O	O	O	O	O
Bow Tonneau Cover	O	O	O	O	O	O	O	O	O	O	•
Cockpit Cover	O	O	O	O	O	O	O	O	O	O	O
Enclosure Package — Dealer Installed Aft, Side and Visor Curtain Sets	O	O	O	O	O	O	O	O	O	O	O
Enclosure Package — Factory Installed Aft, Side and Visor Curtain Sets	O	O	O	O	O	O	O	O	O	O	O
Trailers — EZ Loader*											
Galvanized Bunk Trailer	O	O	O	O	O	O	O	•	•	•	•
Painted Bunk Trailer	O	O	O	O	O	O	O	•	•	•	•
Custom Welded Frame Trailer	•	•	•	•	•	•	•	O	O	O	O
Swing Tongue	O	O	O	O	O	O	O	O	O	O	•

S = Standard O = Option • = Not available on this model

» specifications

STARCRAFT
2006
>RUNABOUT

	C-Star 1600 OB	C-Star 1700 I/O	C-Star 1700 OB	C-Star 1700 I/O F&S	C-Star 1700 OB F&S	C-Star 1700 I/O Sport	C-Star 1800 I/O	Nexstar 1900 I/O	Nexstar 2010 I/O	Nexstar 2100 I/O	Nexstar 2312 I/O
Max HP	90	220	130	220	130	220	220	300	300	320	320
Fuel Capacity (gallons)	23	23	23	23	23	23	30	45	45	45	75
Length	15' 6"	16' 10"	16' 10"	16' 10"	16' 10"	16' 10"	18' 1"	19' 2"	19' 2"	21' 2"	23' 4"
Beam	78"	90"	90"	90"	90"	90"	92"	102"	102"	102"	102"
Weight (boat only) (lbs.)	1420	1550	1520	1550	1520	1520	1725	2100	2100	2300	3920
Capacity (persons/lbs.)	6/900	8/1100	8/1075	8/1100	8/1075	8/1100	8/1200	10/1400	10/1400	13/1675	10/1800
Capacity (lbs.)	900	1200	1725	1200	1725	1200	1450	1500	1500	1900	2300
Inside Depth	33"	33"	33"	33"	33"	33"	33"	32"	32"	32"	32"
Transom Width	76"	76"	79"	76"	79"	76"	82"	99"	99"	99"	94"
Chine Width	76"	76"	76"	76"	76"	76"	78"	76"	76"	76"	85"
Transom Height	20"	N/A	20"	N/A	20"	N/A	N/A	N/A	N/A	N/A	N/A
Package Length	20' 3"	20' 3"	20' 3"	20' 3"	20' 3"	20' 3"	22' 3"	23' 2"	23' 2"	25' 2"	27' 5"
Towing Weight	2825	3355	2950	3355	2950	2625	3355	3548	3548	3728	7010
Deadrise (degree at transom)	15	15	15	15	15	15	14	17	17	17	21

ACCESSORIES



Bimini Top and Umbrella

This optional combination of canopy and umbrella gives you complete protection from the sun in both the front and rear of the pontoon. (Standard on Majestic and Elite Pontoons.)

Cockpit Cover

with Bow Tonneau Cover

Protects your fiberglass boat at dockside. Treated to resist water and mildew.



226 Weekender RE C/R 1/2 Enclosure Model

This half enclosure allows you to enjoy overnights on your 226 Elite RE C/R pontoon. (Camary color only.)



246 Camper C/R

Full Enclosure Model

With this full enclosure, the 246 Elite pontoon becomes a "houseboat" for camping trips or getaways on the water. (Camary color only.)




Cockpit Cover

Protects your fiberglass boat at dockside. Treated to resist water and mildew.



Wake Tower

Ramp up the fun with the optional wake tower package available on all Aurora deck boats.



Ski Tow Bar

Helps keep the ski tow rope out of the engine's way (N/A on I/O models).



Trailers

Choose from three easy-loading trailers for your fiberglass boat. See your Starcraft dealer for details.



MERCURY
#1 On The Water

Mercury Propulsion

Selected Starcraft boats come standard with a Mercury outboard or MerCruiser sterndrive with optional horsepower matched to each hull for optimum performance and economy.



Swing-Away Tongue

Turns to the side, allowing you to pull the boat farther into the garage for storage.



Remote Control Halogen Dock Light

Makes docking your pontoon easier and safer at night.

SPACEAGE
SYNTHETICS, INC.

Stealth® Composite Flooring

Optional composite pontoon flooring made of space-age synthetics is stronger and quieter than aluminum floors.

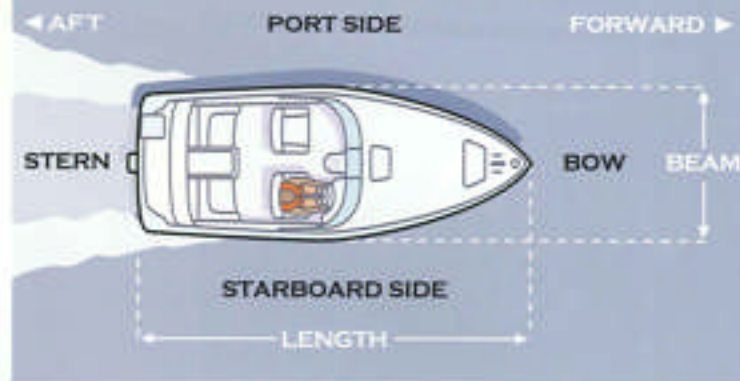
VOLVO
PENTA

Volvo Engines

Selected Starcraft boats come with a Volvo sterndrive engine.

*Not all accessories are available on every Starcraft boat. Please refer to the specification pages for a detailed listing of standard features and options.

A GLOSSARY OF BOATING AND WATERSPORTS TERMS.



Aft: toward the rear of the boat

Anchor: to secure a boat to the bottom

Batten Down: to secure hatches and loose objects both within the hull and on deck

Beam: the width at the widest part of the boat

Bevel: the transition area between the side and bottom of a ski; bevels may be sharper or rounder, depending on the preference and skill level of the skier

Bilge: the area in the bottom of the boat where seepage collects

Bindings: snug-fitting rubber or hardshell mounts for the feet on a ski or wakeboard

Bow: the front of the boat

Buoy: a floating navigational marker

Chine: the part of the hull where the sides meet the bottom

Cleat: a two-horned fitting for securing lines to the boat

Cockpit: the area of the boat behind the helm

Concave: the shape of the bottom of a slalom ski which affects maneuverability

Cuddy: a small shelter cabin in a boat

Deadrise: the angle of the bottom of the hull near the transom

Deck: the floor of the boat

Deepwater Start: when a skier or wakeboarder begins a run by being pulled up from the water

Dock: the protected area where boats are moored

Dock Start: when a skier or wakeboarder begins a run by being pulled from a dock or the shore

Downwind: moving with the wind

Draft: the distance from the waterline to the lowest point of the boat

Fin: the portion of the bottom of a ski which makes turning easier

Flex: the measurement of stiffness in a ski; the greater the flex, the easier it is to turn, but the less it will accelerate

Freeboard: the distance from the waterline to the gunwale

Gel Coat: the exterior finish on a fiberglass boat

Gunwale: the top edge of the boat's sides

Helm: the wheel or tiller that steers the boat

Holeshot: the speed at which a boat takes off, as when pulling a skier out of the water

Horsepower: a unit of measurement used to determine power and output of an engine

Hull: the main body of the boat, not including the interior or deck

Inboard/Outboard (I/O): a propulsion system that combines an inboard engine with an outboard drive unit

Keel: the bottom center of the hull, running the entire length

Kneeboarding: a tow sport where the rider kneels on a wide board

Livewell: a container filled with water and often equipped with accessories such as lighting and aeration, used to hold and transport live fish

Midship: approximately equal distance between the bow and stern

Moored: to secure a boat with lines

Nautical Mile: approximately 6076 feet, about 1/8 longer than the statute mile of 5280 feet

Outboard: a detachable engine mounted on the stern of the boat

Personal Flotation Device (PFD): the official term for a life jacket

Planing: when a boat is moving over the top of the water rather than through the water

Port: the left side of the boat as you face forward

Propeller: the blades attached to the motor that propel the boat

Ramp: a term used to denote the launch/retrieval area for a boat

Rocker: the measurement of curve on the bottom of a ski; the greater the rocker, the more it will turn but the less it will accelerate

Running Lights: lights that are required to be shown while underway between sundown and sunup

Slalom: skiing on one ski; skiing in a zigzag through a course marked by buoys while the boat maintains a straight line

Spotter: the person designated to watch the skier/tuber at all times and help communicate with the driver

Starboard: the right side of the boat as you face forward

Stern: the rear of the boat

Stow: to put an item in its proper place

Tiller: the handle for steering an outboard motor

Transom: the squared-off section of the stern

Trim: to adjust the running attitude of the boat by moving the drive unit up or down (out or in)

Underway: when the boat is moving and not moored or anchored

Upwind: moving against the wind


V-Hull or Vee-Hull: a hull with a V-shaped bottom, designed to split the waves and soften the ride

Wake: the waves a boat leaves behind when it's moving

Walk-Through: the passageway through the windshield from the cockpit to the bow

Waterline: where the surface of the water meets the sides of the boat

Winch: the revolving crank on a trailer allowing you to up-load your boat



GET IN ON THE FUN. GET SMART ABOUT SAFETY.

Now there's a great way to guide your children through some important safety dos and don'ts: the Starcraft Coloring Book. Simply call 1-800-535-5722 to get your child's free copy. In addition, your child can color an original picture of your family in a Starcraft boat to join the Starcraft Kids Club. Every member receives a free t-shirt as well as other surprises throughout the year.

PONTOONS / DECK BOATS • RUNABOUTS

HERITAGE IN MOTION



201 Starcraft Drive | P.O. Box 517 Topeka, IN 46571 | 260-593-2500 | www.starcraftmarine.com



STARCRAFT
MARINE

TO TALK TO THE DEALER NEAREST YOU,
DIAL 1-866-772-4538.

Connects directly to dealer. Please call during business hours.

TO ORDER YOUR FREE SAFETY COLORING
BOOK AND TO JOIN THE STARCRAFT KIDS
CLUB, CALL 1-800-535-5722.

Authorized Starcraft dealer

MERCURY
"1 On The Water"

In the interest of continually developing the finest products possible, Starcraft reserves the right to change products and specifications without notice. All representations in this catalog are believed to be correct at the time of publication. Some optional equipment may be shown in some photographs. Some models may not be available outside the United States.

© 2005 Starcraft Marine Printed in U.S.A. 8/05